



# ANNUAL REPORT 2020-21



अखिल भारतीय आयुर्विज्ञान संस्थान

बठिंडा  
पंजाब

**All India Institute of Medical  
Sciences  
Bathinda  
Punjab**



डॉ. मनसुख मांडविया  
Dr. Mansukh Mandaviya  
माननीय केंद्रीय मंत्री  
Hon'ble Union Minister  
स्वास्थ्य एवं परिवार कल्याण और रसायन एवं उर्वरक, भारत सरकार  
Health and Family Welfare and Chemicals and Fertilizers, Govt. of India



डॉ. भारती प्रविण पवार  
Dr. Bharati Pravin Pawar  
माननीय राज्य मंत्री  
Hon'ble Minister of State  
स्वास्थ्य एवं परिवार कल्याण, भारत सरकार  
Health and Family Welfare, Govt. of India



# **ANNUAL REPORT 2020-21**



## **ALL INDIA INSTITUTE OF MEDICAL SCIENCES BATHINDA, PUNJAB**

**Mandi Dabwali Road, AIIMS Bathinda.**  
**Phone:** 0164-2867005 (Admin Office)  
**Website:** [www.aiimsbathinda.edu.in/](http://www.aiimsbathinda.edu.in/)  
**Email:** adm.aiimsbti@gmail.com

## FROM THE PRESIDENT'S DESK

Prof. S C Sharma has been appointed as the president of the All India Institute of Medical Sciences Bathinda. Born in 1955, Dr Suresh Chandra Sharma did MBBS from SMS Medical College, Jaipur (Rajasthan), and MS (ENT) from Post Graduate Institute of Medical Education and Research, (PGIMER) Chandigarh. After this, he worked as Faculty at PGI Chandigarh in various capacities till March 2000 when he joined the ENT department of AIIMS New Delhi. Since then, he has been an integral part of AIIMS, New Delhi and credited with various developments at the department.



At AIIMS he was involved in Skull base surgery, and surgery for Head & neck Paraganglioma, Cochlear implant, Robotic and minimal invasive Surgery for Head & Neck tumours. He is actively involved in basic research in the field of Oral cancer and Cholesteatoma has numerous national, international accolades to his credit.

**Message:** I convey my greetings to all faculty members & students associated with this institution for its grand success. I have every hope that this institute will continue to play its able part in the medical education sphere and will direct its efforts towards the all-round development of the students.

## FROM THE DIRECTOR'S DESK

Professor D K Singh joined as the founder Executive Director of AIIMS, Bathinda on 27.06.2020. Professor Singh envisions to fulfil the mandate of this institute by developing it into a centre of excellence in medical care, a state of art facility for medical training and research.

Prof. D. K. Singh has immense experience in hospital management and medical education. Before joining AIIMS Bathinda, he was working as the director of Rajendra Institute of Medical Sciences (RIMS), Ranchi. His extraordinary work and dedication won him accolades for achieving many milestones for RIMS Ranchi.

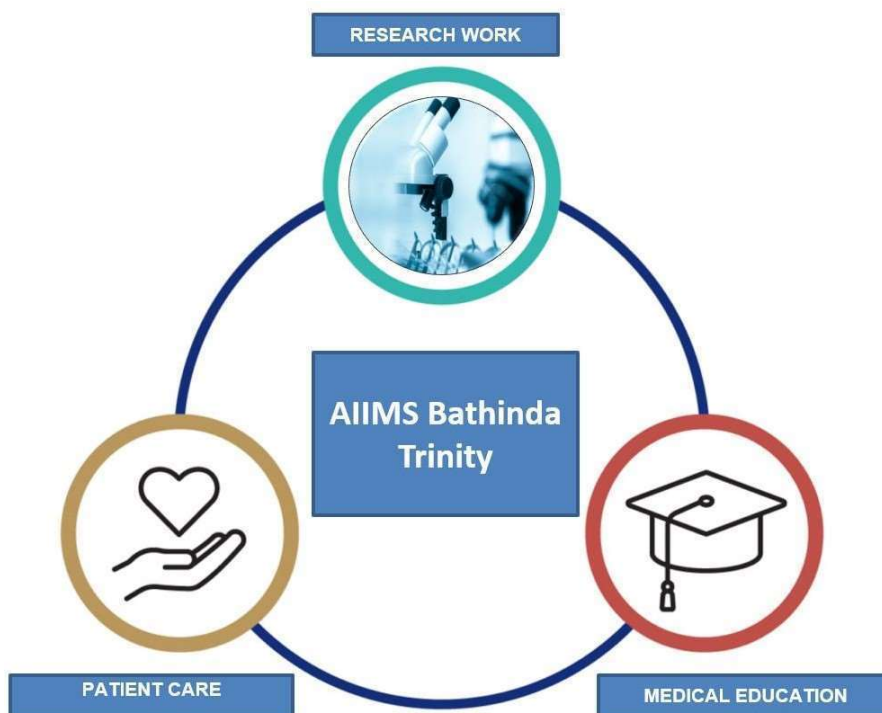


**Message:** We all have a very important role in the development of our Malwa belt, not only in treating the patients but also in the overall development of this region. We need to focus our research on the diseases particularly prevalent in this region and to identify local problems like food and water adulteration. Which might be the contributing factors in marking this area as a cancer belt. Each day is important for us to achieve this milestone.

I request all the students and staff to work towards achieving the aims and objectives of institutes of national importance like AIIMS. I assure you full cooperation from the administration of AIIMS Bathinda. I wish you all good luck and hope to celebrate the next institute day with more achievements.

**ALL INDIA INSTITUTE OF MEDICAL SCIENCES, BATHINDA****BACKGROUND AND SPIRIT OF AIIMS BATHINDA**

1. AIIMS Bathinda has been raised under the Central Sector Scheme, Pradhan Mantri Swasthya Suraksha Yojana (PMSSY), which was approved by Cabinet in 27<sup>th</sup> July 2016 with the primary objective of correcting the regional imbalances in availability of affordable/reliable tertiary level healthcare in the country in general, and to augment facilities for quality medical education in under-served or backward States, in particular. Hence 21 New AIIMS Projects had been conceptualized under PMSSY.
2. **Vision.** The new AIIMS at Bathinda envisions to provide super specialty health care to the population of the Malwa region in Punjab and adjoining states by creating a large pool of doctors and other health workers that can be available for primary and secondary level institutions/facilities being created under National Health Mission (NHM). The institute will also conduct research on prevalent regional diseases and other health issues and provide for better control and cure of such diseases. The population in Punjab and adjoining regions will be benefited by this endeavour.
3. **Trinity - The Mission of AIIMS Bathinda is: -**
  - (a) Education of diverse health professionals
  - (b) Research in biomedical sciences;
  - (c) Patient care at the highest care level





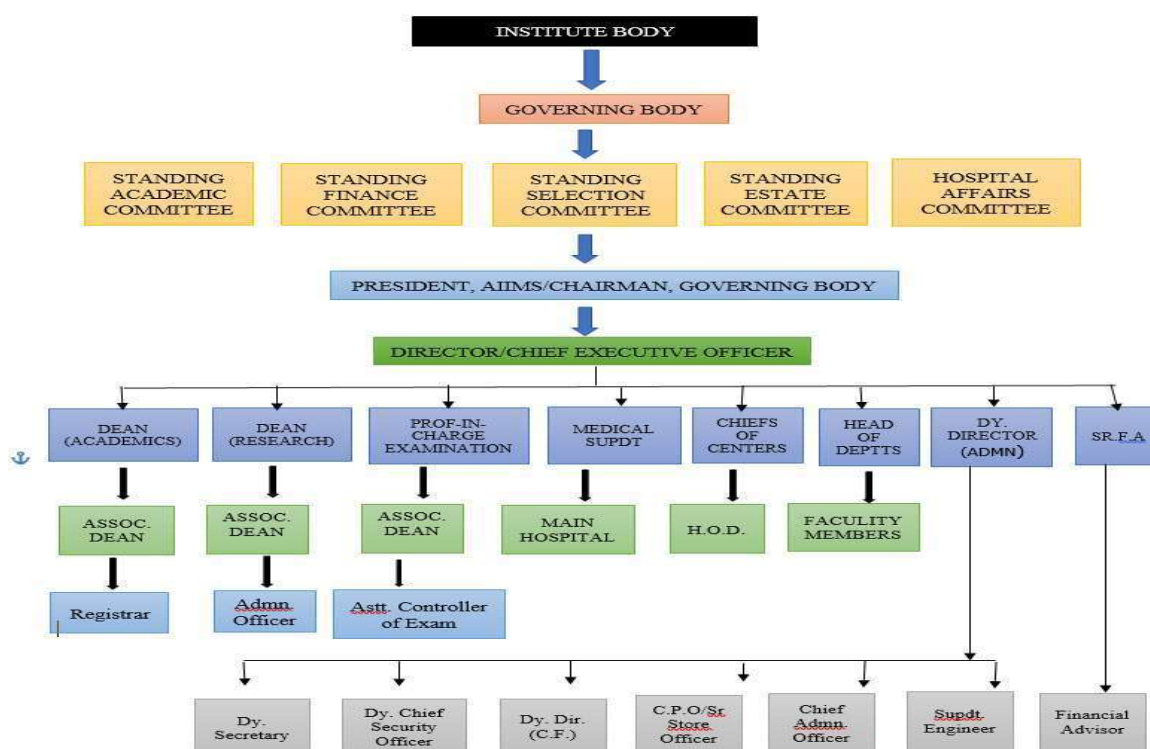
**4. Objectives of AIIMS Bathinda.**

- (a) To develop a pattern of teaching in undergraduate and postgraduate medical education in all its branches so as to demonstrate high standard of medical education to all medical colleges and other allied institutions in India.
- (b) To bring together in one place educational facilities of the highest order for the training of the personnel in all important branches of the health activity.
- (c) To attain self-sufficiency in postgraduate in medical education.
- (d) To provide state of the Art Medical services to the population of the region.

**5. Functions of AIIMS Bathinda.**

- (a) Undergraduate and postgraduate teaching in medical and related physical biological sciences.
- (b) Nursing and dental education
- (c) Innovations in education.
- (d) Producing medical teachers for the country.
- (e) Research in medical and related sciences.
- (f) Health care: preventive, promotive and curative; primary, secondary & tertiary.
- (g) Community based teaching and research
- (h) Section 14 of the AIIMS Act, 1956 provides as under:
  - (i) Provide for undergraduate and post-graduate teaching in the science of modern medicine and other allied sciences,
  - (j) Provide facilities for research in the various branches of such sciences;
  - (k) Provide for the teaching of humanities in the under graduate course;
  - (l) Conduct experiments in new methods of medical education, both under graduate and post-graduate,
  - (m) Prescribe courses and curricula for both undergraduate and postgraduate studies; and.
  - (n) Notwithstanding anything contained in any other law for the time being in force, establish and maintain:
    - (i) One or more medical colleges with different departments including a department of preventive and social medicine

- (ii) One or more well-equipped hospitals;
- (iii) A dental college with such institutional facilities for the practice of dentistry
- (iv) A nursing college sufficiently staffed and equipped for the training of nurses;
- (v) Rural and urban health organizations which will form centers for the field training
- (vi) Other institutions for the training of different types of health workers, such as physiotherapists, occupational therapists
- (o) Train teachers for the different medical colleges in India.
- (p) Hold examinations and grant such degrees, diplomas and other academic distinctions
- (q) Institute, and appoint persons to, professorships, readerships, lectureships and posts of any description
- (r) Receive grants from the Government and gifts donations, bequests and transfers of properties, both movable and immovable
- (s) Deal with any property belonging to, or vested in the Institute in any manner which is considered necessary for promoting the objects specified in section 13.
- (t) Demand and receive such fees and other charges as may be prescribed by regulations.
- (u) Construct quarters for its staff and allot such quarters to the staff in accordance with such regulations
- (v) Borrow money with the prior approval of the Central Government on the security of the property of the Institute.
- (w) Do all such other acts and things as may be necessary to further the objectives of AIIMS Bathinda.

**ORGANIZATION CHART**

# **Statutory Bodies**



**INSTITUTE BODY (IB)**

In Exercise of powers conferred by section 4 of the AIIMS ACT, 1956 (25 of 1956) as amended by AIIMS (Amendment) Act, 2012 (37 of 2012), the Institute Body was constituted by the Central Government vide Gazette Notification No. 616(E) dated 30<sup>th</sup> January, 2020 (F.No.Z-28016/170/2018- PMSSY-IV) as under:

S.No	Members	Status in IB
1.	Dr S.C. Sharma, Former Head Otolaryngology and Head & Neck Surgery, AIIMS Delhi	President
2.	Shri. Shwait Malik, Member of Parliament, Rajya Sabha	Member
3.	Shri. Sukhbir Singh Badal, Member of Parliament, Lok Sabha	Member
4.	Shri. Gurjeet Singh Aujla, Member of Parliament, Lok Sabha	Member
5.	Shri. Rajesh Bhushan, Secretary, Ministry of Health & Family Welfare	Member
6.	Smt. Vini Mahajan, IAS, Chief Secretary, Govt. of Punjab	Member
7.	Prof. (Dr.) Sunil Kumar, Director General of Health Services, Govt. of India	Member
8.	Dr. Dharmendra Singh Gangwar, Additional Secretary & Financial Advisor, Ministry of Health & Family Welfare, Govt. of India	Member
9.	Prof. Ajay Kumar Sharma, Vice Chancellor, I.K. Gujral Punjab Technical University, Jalandhar, Punjab	Member
10.	Prof. Rajeev Ahuja, Director, IIT Ropar	Member
11.	Prof. K.S. Rangappa, General President, Indian Science Congress Association, Kolkata	Member
12.	Prof. Anil Kumar Gupta, Senior Professor & Head, Post Graduate Institute of Medical College	Member
13.	Dr. Kamlesh Upadhyay, Professor and in-charge, HoD Medicine, Byramjee Jeejeebhoy Medical College and Hospital, Ahmedabad, Gujarat	Member
14.	Dr. Ashok Panagariya, Professor Emeritus, Sawai Man Singh Medical College, Jaipur, Rajasthan	Member
15.	Dr. Rajiv Kumar, Professor & Head, Cardio-Vascular, DMC & Hospital, Ludhiana, Punjab	Member
16.	Dr. Yogendra Malik, Associate Professor, Bhagat Phool Singh Govt. Medical College, Sonapat, Haryana	Member
17.	Prof. (Dr.) Dinesh Kumar Singh, Executive Director, AIIMS Bathinda	Member-Secretary

**GOVERNING BODY – AIIMS BATHINDA**

Sr.	Status in Governing Body	Members	
1.	President of the Institute	Prof. S.C. Sharma, Former Head Otolaryngology and Head & Neck Surgery, AIIMS Delhi	
2.	Secretary, Ministry of Health & Family Welfare, GoI	Shri. Rajesh Bhushan, IAS, Secretary, MoHFW, GoI	
3.	Chief Secretary, Government of Punjab	Smt. Vini Mahajan, IAS, Chief Secretary, Government of Punjab	
4.	Director General of Health Services (Ex-Officio)	Prof. (Dr.) Sunil Kumar, Director General of Health Services, Govt. of India	
5.	Representative of the Ministry of Finance (Ex-Officio)	Dr. Dharmendra Singh Gangwar, Additional Secretary & Financial Advisor, MoHFW, GoI	
6.	Six Members of the Institute Body	(i)	Shri Shwait Malik, Member of Parliament, Rajya Sabha
		(ii)	Prof. Rajeev Ahuja, Director, IIT Ropar
		(iii)	Prof. K.S. Rangappa, General President, Indian Science Congress Association, Kolkata
		(iv)	Dr. Rajiv Kumar, Professor & Head, Cardio-Vascular, DMC & Hospital, Ludhiana, Punjab
		(v)	Dr. Kamlesh Upadhyay, Professor and in-charge, HoD Medicine, Byramjee Jeejeebhoy Medical College and Hospital, Ahmedabad, Gujarat
		(vi)	Prof. (Dr.) Dinesh Kumar Singh Executive Director, AIIMS Bathinda

**STANDING FINANCE COMMITTEE – AIIMS BATHINDA**

Sr.	Name of the Member	Status in SFC
1.	Shri. Rajesh Bhushan, IAS, Secretary, MoHFW, Govt. of India	Chairman
2.	Dr. Dharmendra Singh Gangwar, Additional Secretary & Financial Advisor, MoHFW, Govt. of India	Vice-Chairman
3.	Prof. (Dr.) Sunil Kumar, Director General of Health Services, Govt. of India	Member
4.	Smt. Vini Mahajan, IAS, Chief Secretary, Government of Punjab	Member
5.	Shri. Gurjeet Singh Aujla, Member of Parliament, Lok Sabha	Member
6.	Prof. Ajay Kumar Sharma, Vice Chancellor, I.K. Gujral Punjab Technical University, Jalandhar, Punjab	Member
7.	Dr. Yogendra Malik, Associate Professor, Bhagat Phool Singh Govt. Medical College, Sonapat, Haryana	Member
8.	Prof. (Dr.) Dinesh Kumar Singh, Executive Director, AIIMS Bathinda	Member-Secretary

**STANDING SELECTION COMMITTEE- AIIMS BATHINDA**

Sr.	Name of the Member	Status in SSC
1.	Dr. Ashok Panagariya, Professor Emeritus, Sawai Man Singh Medical College, Jaipur, Rajasthan	Chairman
2.	Dr. Rajiv Kumar, Professor & Head, Cardio-Vascular, DMC & Hospital, Ludhiana, Punjab	Vice-Chairman
3.	Prof. (Dr.) Sunil Kumar, Director General of Health Services, Govt. of India	Member
4.	Dr. Kamlesh Upadhyay, Professor and in-charge, HoD Medicine, Byramjee Jeejeebhoy Medical College and Hospital, Ahmedabad, Gujarat	Member
5.	Prof. Rajeev Ahuja, Director, IIT Ropar	Member
6.	Prof. Ajay Kumar Sharma, Vice Chancellor, I.K. Gujral Punjab Technical University, Jalandhar, Punjab	Member
7.	Prof. (Dr.) Dinesh Kumar Singh, Executive Director, AIIMS Bathinda	Member-Secretary



**STANDING ACADEMIC COMMITTEE- AIIMS BATHINDA**

Sr.	Name of the Member	Status in SAC
1.	Dr. Rajiv Kumar, Professor & Head, Cardio-Vascular, DMC & Hospital, Ludhiana, Punjab	Chairman
2.	Prof. Rajeev Ahuja, Director, IIT Ropar	Vice-Chairman
3.	Dr. Ashok Panagariya, Professor Emeritus, Sawai Man Singh Medical College, Jaipur, Rajasthan	Member
4.	Prof. (Dr.) Sunil Kumar, Director General of Health Services, Govt. of India	Member
5.	Prof. K.S. Rangappa, General President, Indian Science Congress Association, Kolkata	Member
6.	Prof. Ajay Kumar Sharma, Vice Chancellor, I.K. Gujral Punjab Technical University, Jalandhar, Punjab	Member
7.	Prof. Anil Kumar Gupta, Senior Professor & Head, Post Graduate Institute of Medical College	Member
8.	Dr. Yogendra Malik, Associate Professor, Bhagat Phool Singh Govt. Medical College, Sonapat, Haryana	Member
9.	Prof. (Dr.) Dinesh Kumar Singh, Executive Director, AIIMS Bathinda	Member-Secretary

**STANDING ESTATE COMMITTEE- AIIMS BATHINDA**

Sr.	Name of the Member	Status in SSC
1.	Shri Shwait Malik, Member of Parliament, Rajya Sabha	Chairman
2.	Shri. Gurjeet Singh Aujla, Member of Parliament, Lok Sabha	Vice-Chairman
3.	Dr. Rajiv Kumar, Professor & Head, Cardio-Vascular, DMC & Hospital, Ludhiana, Punjab	Member
4.	Smt. Vini Mahajan, IAS, Chief Secretary, Government of Punjab	Member
5.	Dr. Dharmendra Singh Gangwar, Additional Secretary & Financial Advisor, MoHFW, GoI	Member
6.	Prof. Anil Kumar Gupta, Senior Professor & Head, Post Graduate Institute of Medical College	Member
7.	Prof. (Dr.) Dinesh Kumar Singh, Executive Director, AIIMS Bathinda	Member-Secretary

# **ADMINISTRATIVE REPORT**

**ADMINISTRATION, FINANCE AND PROJECT****Details of Project Cell Post**

Director	Dr. Dinesh Kumar Singh
Medical Superintendent	-----
Deputy Director (Administration)	Lt. Col. Devender S. Rawat
Financial Advisor (Additional Charge)	Shri Abhay Kumar, FA, PGIMER
Administrative Officer	-----
Superintendent Engineer	-----
Executive Engineer (Civil)	-----
Executive Engineer (Electrical)	-----

**The Administrative Division is broadly responsible for the following tasks:**

- (a) Manpower planning and Recruitment, Human Resources
- (b) General Administration
- (c) Project implementation
- (d) Establishment matters of faculty and non-faculty
- (e) Security
- (f) Disciplinary matter
- (g) Vigilance
- (h) Engineering Services
- (i) Stores and Procurement
- (j) Parliament questions
- (k) Coordination of meetings of Statutory Bodies
- (l) Constitution of various committee to look into functioning of Institute
- (m) Implementation of Right to Information Act
- (n) Works assigned by Ministry/ Director, AIIMS



**BRIEF OF AIIMS, BATHINDA PROJECT**

<b>(a)</b>	<b>Date of Cabinet approval</b>	<b>27.07.2016</b>
<b>(b)</b>	<b>Approved Project Cost</b>	<b>925 Crores</b>
<b>(c)</b>	<b>Construction Component Cost</b>	<b>747 Crores</b>
<b>(d)</b>	<b>Equipment Component Cost</b>	<b>178 Crores</b>
<b>(e)</b>	<b>Area</b>	<b>179 Acres 02 Kanal 03 Marla</b>
<b>(f)</b>	<b>Executing Agency</b>	<b>HLL Infra Tech Services Ltd.</b>
<b>(g)</b>	<b>Contractor</b>	<b>M/s. NCC Limited</b>
<b>(h)</b>	<b>Date of agreement between MoHFW &amp; Executing Agency</b>	<b>Memorandum of Agreement dated 07.12.2017</b>
<b>(i)</b>	<b>Agreement between EA and Contractor</b>	<b>HITES/IDN/AIIMS-BATHINDA/65-C/2018-19 dated 04.07.2018</b>
<b>(j)</b>	<b>Stipulated time and date of start</b>	<b>08.06.2018 (LOA No. HITES/IDN/AIIMS-BATHINDA/65-C/2018-19/268 dated 08.06.2018)</b>
<b>(k)</b>	<b>Actual Date of start of project</b>	<b>25.08.2018</b>
<b>(l)</b>	<b>Stipulated time and date of completion</b>	<b>07.06.2020</b>
<b>(m)</b>	<b>Present status of work</b>	<b>Work in Progress</b>
<b>(n)</b>	<b>Brief of Construction</b>	<ol style="list-style-type: none"> <li><b>Hospital Block:</b> 750 Bedded with OPD, IPD, AAYUSH</li> <li><b>Academic Block:</b> Medical College, Nursing College</li> <li><b>Residential Block:</b> Director's Residence, Residences and Hostels for Doctors, Nurses, Employees and Students; Guest House and Night shelter.</li> </ol>



OPD & DIAGNOSTIC BLOCK, AIIMS BATHINDA



**SUMMARY OF FACILITIES PLANNED/PROVIDED**

Sr No	Buildings/Particulars	Planned/ Provided
1.	Main Hospital Block	720 beds
2.	AYUSH Hospital	30 beds
3.	Medical College and Nursing College	100 admissions (Medical College)
4.		60 admissions (Nursing College)
5.	Auditorium	500 seats
6.	Night Shelter	150 people
7.	Shopping Centre	1
8.	UG Hostel Boys	242 nos.
9.	UG Hostel Girls	242 nos.
10.	PG Hostel	80 nos.
11.	Working Nurses Hostel	150 nos.
12.	Student Nurses Hostel	288 nos.
13.	Guest House	15 rooms

**PHASE WISE DEVELOPMENT OF AIIMS BATHINDA – PLANNED**

<b>Phases</b>	<b>Construction and functioning of Building/ Components of Works to be completed along with all associated E&amp;M, services &amp; utilities</b>
<b>Phase-I :10 Months</b>	<ol style="list-style-type: none"> <li>1. Hospital (OPD &amp; Diagnostic Facilities)</li> <li>2. Related Services Block, Electric Substation, HVAC Plant Room, STP cum ETP, Fire Pump room with WTP &amp; UGTs, and other related services.</li> <li>3. Related Roadwork, parking, pathways, external drainage, external development including electrical services, horticulture, signages etc. covering areas from entrance gate to OPD block.</li> </ol>
<b>Phase-II - :14 Months</b>	<ol style="list-style-type: none"> <li>1. Director's Residence,</li> <li>2. Guest House,</li> <li>3. Medical and Nursing College</li> <li>4. UG Student's Hostels (Boys &amp; Girls)</li> <li>5. Nursing Hostel (Working &amp; Students)</li> <li>6. Type II Apartment (One Block)</li> <li>7. Type III Apartment (One Block)</li> <li>8. Type IV Apartments</li> <li>9. Dining Block</li> <li>10. Related Services Block, Electric Substation, HVAC Plant Room, STP, STP cum ETP, Fire Pump room with WTP, UGTs, WTP &amp; UGTs and related services</li> <li>11. Related Roadwork, parking, pathways, external drainage, external development including electrical services, signages etc. covering areas around above-mentioned blocks.</li> </ol>
<b>Phase-III :16 Months</b>	<ol style="list-style-type: none"> <li>1. AYUSH Block (30 Beds),</li> <li>2. Hospital Building (315 beds), Casualty/Trauma Centre, MGPS</li> <li>3. Type II Apartment (One Block)</li> <li>4. Type V Apartments</li> <li>5. Night Shelter</li> <li>6. Roadwork, parking, pathways, external drainage, external development including electrical services, signages etc. related to above mentioned blocks.</li> </ol>
<b>Phase-IV :24 Months</b>	<p>Completion of project with all Buildings and infrastructure including the following:</p> <ol style="list-style-type: none"> <li>1. Hospital Building (addl. 405 beds)</li> <li>2. PG Hostel</li> <li>3. Auditorium Block</li> <li>4. Cafeteria,</li> <li>5. Shopping Centre</li> <li>6. Fire Station</li> <li>7. Animal House</li> <li>8. Roadwork, parking, pathways, external drainage, external development, landscaping, horticulture including electrical services, signages etc. for complete project.</li> </ol>

HOSPITAL COMPLEX

**The 750 Bedded Hospital shall comprise of the following blocks / departments:**

(a) Hospital Block

- i. Specialty Departments - 360 Beds
- ii. Super Specialty Departments - 215 Beds
- iii. Other Facilities - 145 Beds

**(b) Total - 720 Beds**

(c) AYUSH Block - 30 Beds

**Total Beds - 750 Beds**



**RESIDENTIAL COMPLEX – FUTURE/PLANNED**

Blocks/ Category	Total Requirement	Present stage of development		Future provision in the master plan	Total provision in the master plan
		Required	Provided		
	A	B	C	D	C+D
Director Residence	1	1	1		1
Type II Apartments	665	64	64	604	668
Type III Apartments	1806	18	20	1788	1808
Type IV Apartments	482	18	16	468	484
Type IV (s) Apartments	291			292	292
Type V Apartments		6	6	208	214
Type VI Apartments				44	44
<b>Total</b>	<b>3503</b>	<b>107</b>	<b>107</b>	<b>3404</b>	<b>3511</b>





**BRIEF TIME LINE OF EVENTS**

1. **Cabinet Approval.** The Union Cabinet chaired by the Prime Minister Shri Narendra Modi approved the establishment of a new AIIMS at Bhatinda in Punjab under the Pradhan Mantri Swasthya Suraksha Yojana (PMSSY) on 27-July-2016.
2. **Foundation Stone.** The foundation stone for AIIMS at Bathinda was laid on 25th November 2016 by Prime Minister Narendra Modi. On this occasion, Punjab Chief Minister Parkash Singh Badal, Union Health minister J P Nadda, Deputy Chief Minister Sukhbir Badal, Union minister Harsimrat Kaur Badal, Union minister and Punjab BJP Chief Vijay Sampla, among others were also present.



3. AIIMS Bathinda was planned as a 750-bedded premier medical institute on 177 acres of land on the Bathinda-Dabwali Road with an outlay of Rs 925 crore. The institution will include Emergency/Trauma Beds, AYUSH Beds, Private Beds and ICU Specialty & Super Specialty beds. In addition, there will be an Administration Block, AYUSH Block, Auditorium, Night Shelter, Hostels and residential facilities. It will include 10 specialty and 11 super specialty departments. It will also have 16 ultra-modern operation theatres. It will have 100 seats in medical college and 60 seats in nursing college.
4. **Mentor Institute and Initial Activities.** Postgraduate Institute of Medical Education and Research (PGIMER) was assigned as its mentoring institution in August 2019. Lt Col Devender Singh Rawat joined the Institute as Deputy Director Administration on 20 Aug 2019. The Institute activities commenced from the temporary office of HITES, which was the Executing and the Procurement Agency for AIIMS Bathinda Project. NCC Ltd was awarded the contract for the construction of AIIMS Bathinda.
5. **First Phase of Faculty Recruitment.** Faculty Posts for AIIMS, Bathinda, Punjab were advertised (Advertisement No. PGI/RC/2019/006/2647 dated 14.06.2019) by the Mentor Institute, i.e., PGIMER, for which the Interviews before the Standing Selection Committee of the Institute were held between 27 Jul 2019 to 30 Jul 2019. 20 Faculty members were selected on 08 Aug 2019 primarily for the conduct of first year MBBS classes in the department of Biochemistry, Community Medicine, Anatomy and Physiology.



6. **Commencement of MBBS Course.** AIIMS Bathinda was allotted 50 seats for the first session with 24 seats for general category students, 14 reserved for OBCs, 8 for SCs, 4 are reserved for ST students and 2 seats reserved for persons with disabilities (PwD). Classes for the first batch of the MBBS course of AIIMS Bathinda started on 26<sup>th</sup> August 2019 at Baba Farid University of Health Sciences (BFUHS), Faridkot campus on a temporary basis, with a mutual understanding at a cost of Rs One Crore. The course commenced with 49 MBBS students onboard.



7. **Second Phase of Faculty Recruitment.** Additional Faculty Posts for AIIMS, Bathinda, Punjab were advertised during Sep by the Mentor Institute, i.e., PGIMER, for which the Interviews before the Standing Selection Committee of the Institute were held October and November 2019. Approx. 40 Faculty members, 10 Senior Residents and 32 HAs were selected, who joined AIIMS Bathinda in a staggered schedule between November and December 2019.



8. **Possession of Phase 1 Infrastructure.** HITES projected the need of taking over the Phase 1 infrastructure of AIIMS Bathinda by AIIMS Bathinda Administration. A civil team comprising of Civil and Electrical Executive Engineers from the Mentor Institute PGIMER reached AIIMS Bathinda during Nov for carrying out the preliminary investigations to find the suitability of



taking over the civil assets from HITES, based on which it was decided that the following buildings could be taken over from HITES depending upon the rectification of observations made by the PGIMER civil team.

- (a) OPD Building.
- (b) Guest House.
- (c) Ayush Building.
- (d) Director Residence.
- (e) ESS-1 services.

9. **OPD Inauguration.** The outpatient department (OPD) was inaugurated on 23<sup>rd</sup> December 2019, by the Hon'ble Minister of Health and Family Welfare i.e., Shri Harsh Vardhan in the august presence of Smt Harsimrat Kaur Badal, the Hon'ble Minister of Food Processing Industries, Shri OP Soni, Ministry of Medical Education and Research, Punjab, Shri Balbir Singh Sidhu, Ministry of Health, Punjab. The following department commenced their OPD functioning at AIIMS Bathinda. AIIMS Bathinda witnessed an influx of 100 patient on its very first day of the OPD itself, a good sign, which indicated the very necessity of establishing the Institute in the region: -

- (a) OPD Facilities
  - (i) Dentistry
  - (ii) Dermatology
  - (iii) ENT
  - (iv) General Medicine
  - (v) General Surgery
  - (vi) Obst and Gynae
  - (vii) Ophthalmology
  - (viii) Orthopaedics
  - (ix) Paediatric Surgery
  - (x) Psychiatry.
  - (xi) Radiation and Surgical oncology.
  - (xii) Urology

- (b) **Diagnostic Facilities.** Various diagnostic like the blood test and urine test also commenced at AIIMS Bathinda wef 23 Dec 2019.



10. **Recruitment of Non-Faculty for AIIMS Bathinda.** In the month of April and May 2020, the recruitment of essential administrative staff and other non-faculty also culminated. The associated staff and non-faculty reported at AIIMS Bathinda in a staggered schedule between May to June 2020. The joining of the regular staff assisted the formulation of various administrative processes at AIIMS Bathinda.



11. **Joining of Executive Director AIIMS Bathinda Dr. D.K Singh.** Professor D.K. Singh joined as the founder Executive Director of AIIMS, Bathinda on 27 Jun 2020. Professor D.K. Singh envisions to fulfil the mandate of this institute by developing it into a centre of excellence in medical care, a state of art facility for medical training and research. Prof. D. K. Singh has immense experience in hospital management and medical education. Before joining AIIMS Bathinda, he was working as the Director of Rajendra Institute of Medical Sciences (RIMS), Ranchi. His extraordinary work and dedication won him accolades for achieving many milestones for RIMS Ranchi. As the Officer on Special Duty for India's largest trauma centre, he established the 324 bedded trauma Centre at BHU.



**FACULTY AND NON-FACULTY STATUS – AS ON 31 MAR 2021**

During the year, Faculty and Non- Faculty recruitment was done with the active assistance of PGIMER Chandigarh (Mentor Institute). Accordingly, the Sanctioned and working Strength of faculty and Non-faculty in FY 2020-21 is as follows:

Sr	Category	Sanctioned Strength	In-position (As on 31.03.2021)
1	Project Cell	8	03
2	Faculty	183	60
3	Residents and Tutors	32	19
4	Nursing College and Hospital Services	915	154
5	Others (Group A)	03	02
6	Others (Group B and C)	20	10
	<b>Total</b>	<b>1161</b>	<b>247</b>

**Early operationalization of AIIMS Bathinda**

The Government of India (PMSSY, MoH & FW) and the Govt. of Punjab (MoH & FW Department) entered into an MOU for early operationalization of AIIMS, Bathinda from a temporary campus. The State government provided hostel for the 1<sup>st</sup> year MBBS students for one year. In the permanent campus, the State Government is mandated to provide encumbrance free land, approach road, electricity connection, water supply and sewerage disposal. Government of Punjab also issued instructions to various departments to waive off statutory dues and to process AIIMS Bathinda establishment related matters on priority.

# **ACADEMIC REPORT**

**BY  
DEAN**

## **Anaesthesiology and Critical Care**

- The Department of Anaesthesia & Critical Care took footing with the establishment of a six bedded resuscitation area complete with amenities to provide initial stabilization and resuscitation to patients in need on 23<sup>rd</sup> December, 2019. Since then, it has been providing resuscitation services and services for minor OPD procedures. The department also has joined hands with the Department of Psychiatry for the novel Thiopentone-abreaction procedures.
- With the onset of the COVID-19 pandemic, the department has been leading from the front for the development of COVID Isolation ward and Level-2 Covid care facility in alliance with the department of General Medicine.
- The department has been taking its baby steps and is a proud owner of state-of-the-art equipment including the latest ventilators, High Flow Nasal Oxygen machines, Anaesthesia workstation and fibreoptic bronchoscope.
- The department strives to provide excellent and safe Anaesthesia to its patients.

### **DEPARTMENTAL ACTIVITIES**

1. Conducted “Training of Trainers for COVID-19” with USAID’s JHPIEGO RISE program – January, 2021.
2. ADHOC Operation Theatre facility started February 1, 2021 onwards.

### **Faculty:**

**Dr Navneh Samagh, Assistant Professor**

### **Presentation at Conference:**

1. Paper Presentation Titled “Conscious Sedation versus General Anaesthesia During Mechanical Thrombectomy – A Retrospective Study ISNACC 2021

### **Publications:**

1. Samagh N, Singh N, Jangra K, Kumar A. Endovascular Coiling in a Patient with Chronic Kidney Disease: A Challenge for Anesthesiologist. Journal of Neuroanaesthesiology and Critical Care. 2020 Jun 1.
2. Kaur R, Naik BN, Samagh N, Singh N. Delayed presentation of negative pressure pulmonary oedema. Airway. 2020 Jan 1;3(1):49.

### **Book Chapters:**

1. Jangra K, Samagh N. Antihypertensives. In Pharmacology in Clinical Neurosciences 2020 (pp. 769-915). Springer, Singapore.
2. Jangra, Kiran & Samagh, Navneh. (2020). Antihypertensives. 10.1007/978-981-15-3591-8\_15.
3. Jangra, Kiran & Bhagat, Hemant & Samagh, Navneh. (2021). Anesthetic Concerns During Surgical Excision of Intracranial Arteriovenous Malformations. 10.1007/978-981-16-3376-8\_21.

### **Course co-ordination**

1. Research Methodology held at AIIMS, Bathinda
2. Compression Only Life Support (COLS) - Organizing Secretary

### **PROJECTS**

Primary Investigator:



1. Oxytocin use in Caesarean section among Anaesthesiologists in India: A Survey Study
2. Neck ROM in turbaned vs non-turbaned population, implication on difficult airway access.  
Co- Investigator:

1. Knowledge of Basic Life Support: A Cross-sectional study among the healthcare workers of a tertiary care centre
2. Effect of Jaw and Neck Exercises on Parameters of Airway Assessment"
3. Impact of BLS training on knowledge and skills of first year medical students

#### Awards and Courses

1. Neurointensive Care: update 2021 First Virtual Edition, Università degli Studi di Milano-Bicocca Januaury 11<sup>th</sup> – March 31<sup>st</sup>, 2021

#### Dr Jyoti Sharma, Assistant Professor

#### PUBLICATIONS

1. Kumar P, **Sharma J**, Johar S, Singh V. Guiding Flexible-Tipped Bougie Under Videolaryngoscopy: An Alternative to Fiberoptic Nasotracheal Intubation in Maxillofacial Surgeries. *J Maxillofac Oral Surg.* 2020 Jun;19(2):324-326.
2. **Sharma J**, Kumar P, Singhal S. Crossed-scissor manoeuvre - An underutilised technique of mouth opening for airway management: Boon for out-of-hospital situations. *Airway* 2020; 3:100-1
3. Kumar P, **Sharma J**. Extubation is as important as intubation in CO VID 19. *J Clin Anesth.* 2020;66 :109934. doi:10.1016 /j. jclinane.2020.109934
4. Kumar P, **Sharma J**, Yadav P, Moolchandani PK, Abhilasha, Vats J. CPAP Assembly on Tracheostomy Tube. *Ann. Int. Med. Den. Res.* 2020; 6(4):AN03-AN04.
5. Kumar P, Abhilasha, **Sharma J\***, Kaur K, Bharadwaj M, Singh A. Evaluation of audible leak versus pressure volume loop closure for polyvinyl chloride cuff and polyurethane microcuff in endotracheal tube inflated with air: a prospective randomized study. *Med Gas Res.* 2020;10 (ahead of print)
6. Kumar P\*, **Sharma J**. Big solution with small intervention. 2020 (ahead of print)
7. **Sharma J\***, Gupta A, Banerjee N, Arora N. A rigid scope for a soft tongue flap. *J Anaesthesiol Clin Pharmacol* (ahead of print)
8. Kumar P, Abhilasha, **Sharma J\***, Kaur K, Bharadwaj M, Singh A. Evaluation of audible leak *versus* pressure volume loop closure for polyvinyl chloride cuff and polyurethane microcuff in endotracheal tube inflated with air: a prospective randomized study. *Med Gas Res.* 2021; 11:6-11.

#### AWARDS AND COURSES

- a. **Second Prize** for paper presentation titled "Anaesthetic Management for Coblation of Tracheal Mass" In The XI National Conference Of All India Difficult Airway Association (AIDAA) in October 2020
- b. "**AIRWAY MATTERS**" Course by UCL (University College London) And University College London Hospitals In February 2020

#### INVITED FACULTY

1. Workshop on "Oxygen and High Flows in Airway Management" at AIRWAY 2020 by Airway Management Foundation, February 2020

**COURSES CONDUCTED**

Compression Only Life Support (COLS) for Hospital Staff.

**PRESENTATIONS**

- a. Paper Presentation Titled “Inhalational Anaesthetics in ICU For Refractory Status Epilepticus. Initial Hitches and Experience” At Criticare 2020, 26<sup>th</sup> Annual Conference Of Indian Society Of Critical Care Medicine, February 2020
- b. Paper Presentation Titled “Anaphylaxis” At 1<sup>st</sup> Yuva ISACON, September 2020
- c. Paper Presentation Titled” Anaesthetic Management for Coblation Of Tracheal Mass” In The XI National Conference Of All India Difficult Airway Association (AIDAA), October 2020
- d. Paper Presentation Titled “Endotracheal Intubation Comparing Airtraq and McCoy Laryngoscope In Patients With Simulated Immobilized Cervical Spine” In The XI National Conference Of All India Difficult Airway Association (AIDAA), October 2020
- e. E-Poster Presentation In 59<sup>th</sup> Annual Conference Of ISA Delhi State Chapter, October 2020
- f. Paper Presentation Titled “Bacteriological Diagnosis Of VAP : Blind Endotracheal Aspiration Or Bronchoscopic Brush Biopsy , What Is Better?” At E-CRITICARE, November 2020
- g. Video Presentation in Just A Minute Session On “Crossed Scissor Manoeuvre: Jaw Thrust For Mouth Opening” At Ganga Anaesthesia Refresher Course, December 2020
- h. Paper Presentation Titled “A Comparative Study Of Different Airway Management Devices In Simulated Trauma Patients” At Trauma 2020 ( 10<sup>th</sup> Annual Conference Of Indian Society Of Trauma And Acute Care) December 2020
- i. E-Poster Presentation Titled “Attenuation of pressor response with I-gel insertion following extubation versus standard technique of tracheal extubation: a randomized controlled study at TMC-DAC 2020, Tata Memorial Centre National Conference on “The Difficult Airway”, January 2021
- j. E-Poster Presentation Titled “Big solution with small intervention – inflation line break” at TMC-DAC, January 2021, Tata Memorial Centre National Conference on “The Difficult Airway”, January 2021

**PROJECTS****PRIMARY INVESTIGATOR:**

1. Knowledge of Basic Life Support: A Cross-sectional study among the healthcare workers of a tertiary care centre
2. Effect of Jaw And Neck Exercises on Parameters of Airway Assessment”

**CO- INVESTIGATOR:**

1. Oxytocin use in Caesarean section among Anaesthesiologists in India: A Survey Study.
2. Impact of BLS training on knowledge and skills of first year medical students
3. Neck ROM in turbaned vs non-turbaned population, implication on difficult airway access.

**Dr. Nimish Singh, Senior Resident****PRESENTATION:**

1. E-paper presentation titled ““Oxytocin Use in Caesarean Section among Anaesthesiologists in India: A Survey Study” at AOA WEBCON, January 2021

## Department of Anatomy

### INTRODUCTION

- |   |                          |
|---|--------------------------|
| • Additional Professor& Officiating Head. | - Dr Priti Chaudhary     |
| • Associate Professor                     | - Dr Navita Aggarwal     |
| • Assistant Professors                    | - Dr Apurba Patra        |
|   | -Dr Anjali Singal        |
| • Senior Demonstrators                    | - Dr Harsimran Jit Singh |

### Achievements Of Faculty Members Of Department Of Anatomy After Joining AiiMS Bathinda

#### (A) LIST OF PUBLICATIONS:

1. **Patra A**, Singla RK, **Chaudhary P**, Malhotra V. Morphometric Analysis of the Corpus Callosum Using Cadaveric Brain: An Anatomical Study. Asian J Neurosurg. 2020 May 29;15(2):322-327. doi: 10.4103/ajns.AJNS\_328\_19. PMID: 32656126; PMCID: PMC7335148.
2. Arora K, **Chaudhary P**, Kapila R. Unreamed Tibial Intramedullary Nailing (UTN) In Grade I, II And IIIA (Gustilo-Anderson) Compound Diaphyseal Fractures of Tibia- Is It Beneficial? IOSR Journal of Dental and Medical Sciences (IOSR-JDMS) 2019; Volume 18, Issue 9 Ser.10, PP 11-19.
3. Arora K, **Chaudhary P**, Kapila R. Antibiotic Impregnated Nailing in Compound Fractures of Tibia- A Prospective Study. Journal of Clinical and Diagnostic Research 2020;14 (6):RC01 - RC05.
4. **Patra A**, Ravi KS, **Chaudhary P**. COVID 19 reflection/experience on teaching-learning and assessment: story of anatomy teachers in India. Anat Sci Int. 2020 Sep 26:1–2. doi: 10.1007/s12565-020-00576-6. Epub ahead of print. PMID: 32979191; PMCID: PMC7519694.
5. **Patra A**, **Chaudhary P**, Malhotra V, Arora K. Identification of most consistent and reliable anatomical landmark to locate and protect radial nerve during posterior approach to humerus: a cadaveric study. Anat Cell Biol. 2020 Jun 30;53(2):132-136. doi: 10.5115/acb.20.075. PMID: 32647080; PMCID: PMC7343557.
6. Arora K, **Chaudhary P**. "TARLOV CYST– A RARE OCURENCE: A SHORT SERIES OF TWO CASES". International Journal of Research in Orthopaedics Vol. 6(3) May 2020.
7. **Chaudhary P**, Chandan U, Dhindsa GS, Singh G. Trifurcation of left coronary artery: A Case Report. North States Journal of Anatomy; 2019; Vol 4.

8. **Patra A, Chaudhary P**, Ravi KS (2021). Adverse Impact of Covid-19 on Anatomical Sciences Teachers of India and Proposed Ways to Handle This Predicament. *Anat Sci Educ.*14(2):163-165. doi: 10.1002/ase.2052. Epub 2021 Feb 12. PMID: 33404199.
9. **Patra A, Chaudhary P**, Arora K, Ravi KS (2021). Surgical anatomy of the radial nerve in the anterior compartment of the arm: relationship with the triceps aponeurosis. *Surg Radiol Anat.* 43(5):689-694. doi: 10.1007/s00276-021-02683-z. Epub 2021 Jan 30. PMID: 33515288.
10. Nigah S, **Patra A** (corresponding author), Chumbar S, **Chaudhary P** (2021). Topographic location and branching pattern of the superior mesenteric artery with its clinical relevance: a cadaveric study. *Folia Morphol (Warsz)*. doi: 10.5603/FM.a2021.0031. Epub ahead of print. PMID: 33778940.
11. **Patra A, Chaudhary P**, Kaur H (2021). Variations in foramen transversarium of cervical spine: an osteological study in dried cervical vertebra of North Indian origin with its surgical importance. *Turk Neurosurg.* doi: 10.5137/1019-5149.JTN.32701-20.3. Epub ahead of print. PMID: 34169994.
12. **Patra A**, Kaur H, **Chaudhary P**, Asghar A, **Singal A** (2021). Morphology and Morphometry of Human Paracentral Lobule: An Anatomical Study with its Application in Neurosurgery. *Asian J Neurosurg.* 16(2):349-354. doi: 10.4103/ajns.AJNS\_505\_20. PMID: 34268163; PMCID: PMC8244697.
13. **Singal A**, Bansal A, **Chaudhary P**. Cadaverless anatomy: Darkness in the times of pandemic Covid-19. *Morphologie* 2020;346(104):147-150. <https://doi.org/10.1016/j.morpho.2020.05.003>.
14. **Singal A**, Bansal A, **Chaudhary P**, Singh H, **Patra A**. Anatomy education of medical and dental students during COVID-19 pandemic: a reality check. *Surg Radiol Anat.* 2020 Nov 18:1–7. doi: 10.1007/s00276-020-02615-3. Epub ahead of print. PMID: 33206209; PMCID: PMC7672260.
15. **Aggarwal N**, Sharma GL. Fetal ultrasound parameters: Reference values for a local perspective. *Indian Journal of Radiology and Imaging.* 2020 Apr 1; 30(2):149.
16. Malhotra V, Mahajan S, Verma V, **Patra A**, Balgir RS. Treatment Outcomes of Patients Receiving Combination Antiretroviral Therapy under the National Acquired Immunodeficiency Syndrome Control Programme. *Int J Appl Basic Med Res.* 2020 Jul-Sep;10(3):178-182. doi: 10.4103/ijabmr.IJABMR\_423\_19. Epub 2020 Jul 11. PMID: 33088740; PMCID: PMC7534710.
17. **Singal A**. Cochlear implant requiring patients left stranded during Covid-19 Pandemic: Nonetheless timing is everything. *Acta Scientific Otolaryngol.* 2020; 10(2):01.
18. Bansal A, Padappayil RP, Garg C, **Singal A**, Gupta M, Klein A. Utility of Artificial intelligence Amidst COVID 19 pandemic: A Review. *J Med Syst.* 2020; 44:156.
19. **Singal A**, Sahni D, Gupta T, Aggarwal A, Gupta AK. Anatomic variability of oval window as pertaining to stapes surgery. *Surg Radiol Anat.* 2020 Mar;42(3):329-335. doi: 10.1007/s00276-019-02347-z. Epub 2019 Sep 23. PMID: 31549199.
20. **Singal A**, **Gupta T**, **Sahni D**, **Aggarwal A**. Anatomy of scalenovertebral triangle: A vade mecum for clinicians. *Morphologie.*2020;346(104):174-181. <https://doi.org/10.1016/j.morpho.2019.12.004>.
21. Aggarwal S, **Singal A**. Organ Donation: A survey. *North States Journal of Anatomy.* 2019; 4(2):20-24.

**22. Singal A. Collaborator and Contributor:** Hearing loss prevalence and years lived with disability, 1990–2019: findings from the Global Burden of Disease Study 2019. *The Lancet*; 2021; 397, issue 10278, p996-1009. DOI link: [https://doi.org/10.1016/S0140-6736\(21\)00516-X](https://doi.org/10.1016/S0140-6736(21)00516-X). Published: 2021-03.

**Impact factor- 60.392**

**23. Singal A, Gupta T, Sahni D.** *Diffuse Idiopathic Skeletal Hyperostosis: An Anatomical Case Report*, J Clin Diagn Res 2021;15(3):AD01-AD03. <https://www.doi.org/10.7860/JCDR/2021/46200/14579>

### **B. Book Chapter:**

- 1) Arora K, Chaudhary P. "Management of Compound Fractures of Tibia" in edited book titled "Research Trends in Multidisciplinary Research, Volume13, Page 99-120, 2019. Published by AkiNik Publications, New Delhi

### **C. Awards & Fellowships:**

#### **I. Dr Priti Chaudhary**

##### **1. AWARDS/HONOURS/FELLOWSHIPS:**

- Awarded Degree of Advance course in Medical Education (ACME) from CMCL, (Christian Medical College and Hospital, Ludhiana)
- Awarded sportsmanship certificate by Vice Chancellor of BFUHS, for successfully organising Annual Sports meet 2019.
- Section Editor of National Journal of Clinical Anatomy
- Reviewer, National Journal of Clinical Anatomy
- Executive member of North States Chapter of Anatomical Society of India NSCASI (Now known as North Chapter of Anatomists Society NCAS).
- Reviewer & Member of National Advisory board in Journal of North Chapter of Anatomists-Society.
- Invited as Chairperson in National conference of Anatomy (NATCON) 2019, organized by Anatomical society of India and in Regional conference of Anatomy 2019, organized by North Chapter of Anatomical Science.
- Received the **membership of National Academy of Medical sciences (MAMS)**
- Successfully completed the certification course of Good clinical practice
- Delivered a **GUEST LECTURE** on "PUNJAB ANATOMY ACT & PROCESSING OF DEAD BODY" in 1<sup>st</sup> Hybrid CME on Medicolegal Issues in Dead body Donation in AIIMS Bathinda on 13<sup>th</sup> Feb 2021.
- As Member Secretary, IEC AIIMS Bathinda, made it registered with CDSCO, DHR & NECRBHR.

**Institutional:**

- Member Secretary- Institutional Ethical Committee of AIIMS Bathinda.
- Chief Vigilance Officer, AIIMS Bathinda
- Sub-Dean Examination
- Hostel Superintendent, Girls Hostel
- Co-convener of Anti-Ragging committee
- Member of Institutional Inspection Committee.

**Dr Navita Aggarwal**

- Awarded Fellowship of Foundation for Advancement of International Medical Education and Research (FAIMER) from CMCL, (Christian Medical College and Hospital, Ludhiana)
- Mentor to a student for ICMR STS 2020: Assessment of Knowledge of Cord Blood Banking among Health Professionals of Northern India.

**Dr Apurba Patra**

1. Awarded the certificate of **MNAMS** from National Academy of Medical Sciences.
2. Appointed as Assistant Editor of National Journal of Clinical Anatomy (Official publication of society of clinical anatomists, India)
3. Sportsmanship certificate by Vice chancellor BFUHS, for contribution in successful organisation of Annual sports 2019.

**Dr Anjali Singal**

Received Gold medal at CME on Cardiothoracic congenital defects; 2<sup>nd</sup> conference of North chapter of anatomists Society held on 12<sup>th</sup> Oct, 2019 at DMCH Ludhiana for best paper presentation (2016)

**Editorial Member-** Acta Scientific otolaryngology

**Reviewer**

- Surgical and Radiological Anatomy
  - Annals of otolaryngology and Rhinology
-

**D. Sanctioned Intramural research projects-**

1. Assessment of the knowledge, attitude, anxiety episode and perceived psychological impact of COVID-19 pandemic on medical undergraduate students.

Principal Investigator- Dr Priti Chaudhary, Co-Investigator- Dr Apurba Patra, Dr Anjali Singal

2. Topographic Anatomy of Zygomatico-facial foramen and its clinical implications

Principal Investigator- Dr Anjali Singal, Co-Investigator Dr Priti Chaudhary, Dr Navita Aggarwal, Dr Apurba Patra

3. Assessment of the knowledge, attitude and practice regarding organ donation among medical undergraduate students of various AIIMS in India.

Principal Investigator- Dr Apurba Patra, Co-Investigator - Dr Priti Chaudhary

4. General surgery junior residents perspective vis-à-vis gaps in Surgical oncology training  
Investigator- Dr Anjali Singal

Co-

**E. Workshops/ Conferences Organised:****Dr Priti Chaudhary**

- Organized First ethical committee meeting of AIIMS Bathinda on 22-12-2020.
- Organized Vigilance Awareness Sensitization programmes/Quizzes from 27<sup>th</sup> Oct to 2<sup>nd</sup> Nov 2020.
- Organized second ethical committee meeting of AIIMS Bathinda on 11-3-2021.

**Dr Apurba Patra**

ORGANISED THREE ONLINE CMES/WEBINARS AS ORGANISING COMMITTEE MEMBERS

1. Dead body management: impact on medical education'
2. Preparing and publishing scientific manuscript-editor's perspective
3. World anatomy day

**Dr Anjali Singal**

Organized Vigilance Awareness Quiz during Vigilance awareness week Nov 2020.



Departmental pics-



## **DEPARTMENT OF BIOCHEMISTRY**

Department of Biochemistry at AIIMS Bathinda was established in August 2019 with a vision to be recognized as a centre for excellence in Biochemistry that provides medical education and training in research to understand the role of fundamental principles of Biochemistry in human health and diseases and professional diagnostic patient care at affordable cost with holistic approach.

### **Research Achievements**

- Total **12 research proposals** were submitted to different funding agencies (DST, DBT, ICMR)
- **Extra-mural grants (sanctioned)**
  - **DST-SERB (Core Research Grant): Budget - ₹ 40.28 lakhs**
  - **DST Haryana (HSCST): Budget - ₹ 17 lakhs**
- **Research papers** were published in indexed scientific journals of international repute in areas like stem cell, early cancer detection markers, host innate immunity by non-coding RNA in dengue, bone maturity biomarkers, PAH, and pulmonary disorders.
- Faculty members were actively involved in scientific meetings on national and international platforms
  - Sessions chaired - 2
  - Oral presentations - 5
  - Poster presentations - 2

### **Teaching-Learning Achievements**

- The department implemented the UG teaching curriculum, aimed to impart knowledge at par with the recent developments in biochemistry and promote skill development in undergraduate medical students.
- **Problem based learning** related to core and applied concepts were introduced to improve the basic-clinical biochemistry connect.
- **Undergraduate seminar series** was started to encourage open discussion on essential topics in biochemistry and also to develop presentation skills and public speaking in undergraduates.
- **Innovative teaching methods** like audio-visual aids, role play, quiz were used to encourage active participation and student centered learning
- Department of Biochemistry also started monthly **journal club** and presentation by Faculty members, Senior residents and Senior demonstrators to encourage discussion on recent scientific research in Biochemistry.
- Department is also conducting **seminar series** presentation of technical staff on essential and recent advances in clinical biochemistry.

### **Diagnostics**

- The diagnostic laboratory of Department of Biochemistry at AIIMS Bathinda commenced its operations from the very first day of beginning of OPD services (23rd December, 2019).
- At present, the laboratory offers testing facilities for clinical chemistry tests – Blood glucose, Liver function tests, Kidney function tests, Lipid profile, Electrolytes, Calcium, Phosphorus and Serum Amylase
- Since its inception, the clinical biochemistry laboratory has carried out approximately 103,000 tests (updated till 31<sup>st</sup> March 2021)
- The laboratory provided round the clock services in times of Covid to patients admitted to the Covid ward

- Blood gas analysis facility was started in the laboratory during the first Covid wave, and played a crucial role in management of Covid patients

### Faculty

#### Dr. Sanjay Kumar, Associate Professor

#### Extra-mural grants (Sanctioned)

S.No.	Title	Funding Agency	Amount (Rs.)
1	To evoke <b>Transplanted Stem cell Survival</b> against Ischemic/Reperfusion injury through Pharmacological Preconditioning with Phosphodiesterase Inhibitors	Science and Engineering Research Board- Department of Science & Technology ( <b>SERB-DST</b> ), Government of India	<b>40,28,640/-</b>
2	Expression profiling of MicroRNA in blood samples from various stages of cancer patients as novel diagnostic and prognostic <b>Biomarker for early detection of Cancer</b>	Haryana State Council for Science and Technology ( <b>HSCSIT</b> ), Department of Science & Technology	<b>17,00,000/-</b>

#### Extra-mural grants (Under Final Review)

- Principal Investigator in DBT Grant for ₹1.17 crores titled “Evaluation of Ashwagandha (Withania somnifera) in stem cell survival”

### Publications

#### Papers

- Yadav M, Kumari P, Yadav V, **Kumar S**. Pharmacological preconditioning with phosphodiesterase inhibitor: an answer to stem cell survival against ischemic injury through JAK/STAT signaling. Heart Fail Rev. 2020 Mar;25(2):355-366. Impact factor 4.2

#### Books

- Stem Cell & Regenerative Medicine. 10 Chapters. SPRINGER (under review).

### Presentations

#### International conference

- Oral presentation in North Zone Association of Clinical Biochemists (ACBI), AIIMS Jodhpur, 2020. (Accepted, Cancelled due to COVID)
- Oral presentation in 7<sup>th</sup> international conference SFEC, Jamia Hamdard, New Delhi, 2020

**National**

1. Award in Science day celebration at AIIMS, Rishikesh, 2020
2. Session Chair and Oral presentation in National Biomedical Research Competition, at PGIMER, Chandigarh, 2019
3. Session Chair and Oral presentation in Integrated Association of Medical, Basic, and social Scientists at PGIMER, Chandigarh, 2019

**Awards**

1. **Excellence Award in research work** on “Novel STAT3/PKG-1 Regulation during Cardioprotection and Stem Cell Survival against Ischemia/Reperfusion Injury through Pharmacological Preconditioning with Phosphodiesterase Inhibitor” in NBRC, at PGIMER, Chandigarh, 2019.
2. **Women excellence award** (from his lab) at AIIMS Rishikesh; 2020

**Dr. Saket Sinha, Assistant Professor****Projects****Mentor/Guide**

1. ICMR-Short term studentship 2019-20 titled “Assessment of the obesity profile of chronic kidney disease (CKD) biomarkers in prediabetes and early diabetes mellitus: A pilot study”

**Co-investigator**

1. DST-SERB Core Research Grant titled “To evoke Transplanted Stem Cell survival against Ischemic/ Reperfusion injury through Pharmacological Preconditioning with Phosphodiesterase inhibitors” (PI- Dr. Sanjay Kumar)

**Presentations**

1. Invited talk in the Webinar: “Covid 19 vaccines – The science behind and challenges faced”, 5<sup>th</sup> Nov, 2020, MGMCRI, Pondicherry.

**Dr. Jitender Sharma, Assistant Professor****Projects****Under review**

1. Principal Investigator in DST-SERB Startup Research Grant (SRG) for ₹27 lakhs titled “Circulating MicroRNA signatures as non-invasive biomarkers to diagnose and characterize Bronchial Asthma”
2. Co-Investigator in ICMR-ICRC for ₹50 lakhs titled “Comprehensive microRNA/circulating tumor DNA profiling at different stages of Breast and Lung cancer patients (as per WHO) from biological samples (blood, saliva, urine and stool) in Punjab and North-East population as novel diagnostic and prognostic biomarkers for early detection of cancer”

**Publications**

1. Rajput R, **Sharma J**, Nair MT, Khanna M, Arora P, Sood V. Regulation of Host Innate Immunity by Non-Coding RNAs During Dengue Virus Infection. Front Cell Infect Microbiol. 2020 Nov 30;10:588168. doi: 10.3389/fcimb.2020.588168. PMID: 33330133; PMCID: PMC7734804. Impact factor 5.29
2. Study of the Clinical, Electrocardiographic and Biochemical Spectrum of Cardiovascular Complications in Patients with Aneurysmal Subarachnoid Hemorrhage – An Initial Experience at a Tertiary Centre in India. MAMC Journal of Medical Sciences. 6(2):113. 2020.
3. Dietary antioxidants and Human Diseases. Hans Shodh Sudha - Vigyaan-Vaanijaya-Kala ka Shodh Sangam, Hansraj College. 2020

4. Tripathi T, Gupta P, Rai P, **Sharma J**, Gupta VK, Singh N, Verma M. Longitudinal evaluation of the association between Insulin-like growth factor-1, Bone specific alkaline phosphatase and changes in mandibular length. Sci Rep. 2019 Aug 9;9(1):11582. doi: 10.1038/s41598-019-48067-7. PMID: 31399639; PMCID: PMC6689053. Impact factor 5.13

**Presentations**

1. Poster presentation in 72<sup>nd</sup> American Association of Clinical Chemistry, Annual Scientific Conference and Clinical Lab Expo, 13th-17th Dec 2020, USA

**Awards**

1. Awarded membership of Society for Young Clinical Laboratorians (SYCL), AACC, USA, 2019

**Dr. Himanshu Sharma, Assistant Professor****Projects****Mentor/Guide**

1. ICMR-Short term studentship 2019-20 titled “Comparative Analysis of Pesticide Toxicity with Altered Biochemical Parameters in the Plasma sample from Cancer Patients”

**Under Review**

1. Principal Investigator in DST Grant for ₹29.34 lakhs titled “Investigating role of altered extracellular vesicles miRNA cargo released in bronchoalveolar fluid of cystic fibrosis patients in attenuation of inflammatory signalling in cystic fibrosis epithelial cells.”
2. Principal investigator in DST Grant for ₹58.96 lakhs titled “Investigating role of altered extracellular vesicles miRNA cargo released in bronchoalveolar fluid of cystic fibrosis patients in attenuation of inflammatory signalling in cystic fibrosis epithelial cells.”

**Publications**

1. Agarwal S, **Sharma H**, Chen L, Dhillon NK. NADPH oxidase-mediated endothelial injury in HIV- and opioid-induced pulmonary arterial hypertension. Am J Physiol Lung Cell Mol Physiol. 2020 May 1;318(5):L1097-L1108. doi:10.1152/ajplung.00480.2019. Epub 2020 Apr 1. PMID: 32233792; PMCID: PMC7272733. Impact factor 4.4
2. Shukla KK, Misra S, Sankanagoudar S, **Sharma H**, Choudhary GR, Pareek P, Vishnoi JR, Sharma P. Recent scenario of long non-coding RNAs as a diagnostic and prognostic biomarkers of prostate cancer. Urol Oncol. 2020 Dec;38(12):918-928. doi: 10.1016/j.urolonc.2020.06.003. Epub 2020 Jul 1. PMID: 32622720. Impact factor 2.8
3. **Sharma H**, Sharma U, Kumar S, Kumar Singh S, Mohan S Mavaduru R, Prasad R. Prevalence of Y chromosome microdeletion in north Indian infertile males with spermatogenesis defect. J Genet. 2021;100:39. PMID: 34238779. Impact factor 1.0

**Presentations**

1. Invited speaker in IAMBSS-Annual meeting, 2019

**Dr. Rajani Kumawat, Assistant Professor****Projects**

1. Co-investigator in AIIMS Bathinda intra-mural project titled “A prospective study to evaluate anemia as disease burden in geriatric patients at a tertiary care centre in Punjab.”
2. Co-investigator in National Health Mission (MoHFW) project titled “To start testing and treatment for Haemoglobinopathies and Hemophilia under the programme of Haemoglobinopathies(NHM Punjab) Dept of health and family welfare”

**Under Review**





## एमज बहिंडा द्वारा सीआरजीपी योजना के तहत एक और उपलब्धि की हासिल

**बहिंडा, (निराज कुमार):** अखिल भारतीय अनु विज्ञान संस्थान बहिंडा, पंजाब ने भारत सरकार के अर्धन विज्ञान और प्रौद्योगिकी विभाग (डीएसटी), अनुसंधान वित्त पोषण के लिए प्रोत्साहित संयुक्त से विज्ञान और इंजीनियरिंग अनुसंधान कोट (एसआईसी) के अंतर्गत कोरिस्पॉन्डेंट ग्रेड (सीआरजीपी) योजना के तहत अपना पहला प्रमुख शोध अनुदान प्राप्त कर के दुर्लभ निदेशक, प्रो. डी. के. सिंह की दिशा-निर्देश के तहत एक और उपलब्धि हासिल की है।

अनुसंधान प्रस्तावों को अंतिम करवा है। डॉ. संजय कुमार के मृत ऊत को को पुन जीवित करने के

लिए प्रत्य रोम पर रोग सेल उत्तर जीवित बढ़ने के प्रस्ताव को पूरा भारत में प्रस्तुत की



उत्पन्न के अनुसंधान, इसके निष्कर्ष हटवोग और स्टोक एडिग के समर्थन बढ़े हटवोग है, जो की संयुक्त रूप से लगभग 17.2 मिलियन लोंगों की मूल के लिए जिम्मेदार है और पंजाब में सबसे अधिक बंध के रूप भारत में 34 प्रतिशत की बृद्धि हुई है। रोग सेल के पास विभिन्न प्रकार की कोशिकाओं में प्रसार और अंतर करने के लिए एक अर्धनित गुण होता है और इस का सेल आधारित चिकित्सक में बहुत महत्व होता है। हालांकि, इन्फेक्शन

कॉन्ट्रोल में प्रयोजित होने पर एक बड़े संख्या में कोशिकाएं (95 प्रतिशत से अधिक) मार जाती है या अन्य उत्तकों की वजह से इन्फेक्शन स्थिति और प्रतिकूल वातावरण, चिकित्सा के लिए सबसे बड़ा खतरा है। इस लिए, डॉ. संजय कुमार के शोध अनुदान का परिणाम फोस्फोडि एस्टेस के साथ फार्माकोलॉजिकल प्रोकेनडिंग के माध्यम से इन्फेक्शन/रेगुलेशन कोट के विज्ञान ट्रांसलैट किए गए रोग सेल उत्तर जीवित को जगज है जोकि मान व हटवोग में पैड को कम करने की दिशा में एक कदम हो सकता है। मारी और अंग प्रत्यारोपण जैसे विकल्पों से मूलने के बजाय रोग सेल से ही अत्यधिक प्रभावी और सुविधाजनक है। रोग सेल से ही अनुसंधान पोस्ट-प्रक्रियात्मक रिकवरी समय प्रदान करती है, न कि कोई संवारी रोग का प्रसार, कम से कम पुनर्भाव, कोई इन्फेक्शन प्रतिक्रिया

नहीं, इसलिए 7 वर्षों में उपलब्ध उपचारों में से अधिकतम उपचार हटवोग सेल के इनजन में मात्र पीडु हर है लेकिन क्षतिग्रस्त तक की मामूत और पुनर्जनन में असफल है 7 वैकल्पिक रूप से, रोग सेल से ही मायोकैरिडल फंक्शन में सुधार करेगी और एक लंबे समय तक रोग सेल मृदा के अपने स्पष्ट उन्मूलन तंत्र का उपयोग हटवोग और अन्य बीमारियों के निदान चिकित्सीय उपचार के लिए पुनर्जीवी चिकित्सा रोग कोशिकाओं में शामिल अध्ययनों में सुविधा रूप से बिना ज्ञ संभवता है। इस लिए, डॉ. संजय कुमार का अध्ययन परिणाम एम्स, पीसी अर्धनित/अर्धनित एस जैसे प्रमुख संस्थानों के लिए उपयोगी होगा और जो संस्थान में विभिन्न अंग विफलता और उत्तक कोट में रोग सेल से ही दे रहे है, उनमें एक बदलाव होगा।





## Department of Community and Family Medicine

**Additional Professor and HOD:**

**Dr. Bhola Nath**

**Associate Professor:**

**Dr. Ramnika Aggarwal**

**Assistant Professor:**

**Dr. Ankita Kankaria**

**Dr. Soumya Swaroop Sahoo**

**Dr. Madhur Verma**

### Academic Achievements:

**Dr. Bhola Nath** was awarded PhD from IIHMR University

**Dr. Soumya Swaroop Sahoo:** Diploma Community Mental Health from NIMHANS, Bengaluru.

Systematic Review proposal titled “Prevalence of NAFLD in adults with Prediabetes: A Systematic Review and Meta-analysis” was shortlisted among the best three proposals at World NCD Federation-IAPSMCON 2021 under Systematic Review Grants category has during the National IAPSMCON 2021, held between March 19-21, 2021.

**Dr. Madhur Verma** awarded Best Poster at 64th Indian Public Health Association Conference, New Delhi (February 29-March 2, 2020)

**Dr. Ankita Kankaria** received the Best Poster award at 64th Indian Public Health Association Conference, New Delhi (February 29-March 2, 2020)

### Publications

1. **Nath B**, Gupta SD, Kumari R. Effect of comorbidities on direct cost among type 2 diabetes mellitus (T2DM) patients in tertiary care government hospital in Uttarakhand, India: A primary data analysis of out-of-pocket expenditure. *Diabetes & Metabolic Syndrome: Clinical Research & Reviews*. 2020 Nov 11.
2. Yadav S K, Piyush A R, Gupta D, **Nath B**. Assessment of stress and its determinants among undergraduate medical students in Northern India. *Indian Journal of Public Health Research and Development*. (In Press)
3. **Nath B**, Gupta V, Kumari R. A Community-Based Study to Estimate Prevalence and Determine Correlates of Premature Graying of Hair among Young Adults in Srinagar, Uttarakhand, India. *International Journal of Trichology*. 2020 Sep 1;12(5):206.
4. **Nath B**, Gupta, SD, Kumari, R. Dental problems among diabetics: A case control study from Uttarakhand, India. *Indian Journal of Dental Research*. 2020 Jul 1;31(4):546.
5. Bartwal J, **Nath B**. Evaluation of nomophobia among medical students using smartphone in north India. *Medical Journal Armed Forces India*. 2020 Oct 1;76(4):451-5.
6. Kumari R, **Nath B**. Is sample size calculation only about numbers. *Asia Pacific Journal of Clinical Trials: Nervous System Diseases*. 2020 Jul 1;5(3):42.



7. **Nath B**, Kumari R, Hidayathulla B. Roles and challenges of statisticians in COVID 19. *Panacea Journal of Medical Sciences*; 2020; 10 (2): 174-175.
8. **Nath B**, A Dhankar, Kumari R. Changing paradigms of public health scenario. *Indian J Forensic Community Med* 2020;7(2):106-108
9. Semwal R, Yadav S K, Piyush A R, **Nath B**. Knowledge, attitude and perceived barriers of doctors towards hand hygiene in a govt. tertiary care hospital. *J Prev Med Holist Health* 2019;5(2):91-98
10. Awareness about Palliative care among Interns in a Medical college in Punjab. Manuja, Aggarwal R, Ansari SF. *J Adv Med Den Sci Res* 2019; 7(6): 1-5
11. Sandhu R, **Aggarwal R**, Kumar S, Budhani D. *Candida tropicalis*: Insight into the character and outcome of adult patients admitted in medical and surgical intensive care units. *Int J Res Med Sci* 2019; 7(4)
12. Thakur JS, Jeet G, Nangia R, Grover S, Lyngdoh T, **Aggarwal R**, Haroon M. Non-Communicable diseases and their determinants: A Cross-sectional State-wide STEPS Survey, Haryana, North India. *PLoS ONE, BioRxiv* 482117
13. **Sahoo SS, Verma M** as part of GRID COVID-19 Study Group. Combating the COVID-19 pandemic in a resource-constrained setting: insights from initial response in India. *BMJ Global Health* 2020;5: e003416. doi:10.1136/ bmjgh-2020-003416
14. **Verma M**, Sharma P, Khanna P, Shrivastava R, **Sahoo SS**. Nutrition status of school children in Punjab, India: Findings from school health surveys. *J Trop Pediatr*. 2020 Nov 1; doi: 10.1093/tropej/Sahoo /fmaa068.
15. Jain M, Radhakrishnan RV, Mohanty CR, **Sahoo SS**, et al. Clinico-epidemiological profile of trauma patients admitting to the emergency department of a tertiary care hospital in eastern India. *J Family Med Prim Care* 2020; 9:4974-9
16. **Sahoo SS**, Sahu DP, **Kankaria A**. Mis-infodemic: The Achilles' heel in combating the COVID-19 pandemic in an Indian perspective. *Monaldi Archives for Chest Disease* 2020; 90:1405: 330-3
17. Bhatia V, Palepu S, Parida SP, Singh AK, **Sahoo SS**. Yellow fever vaccination: how much do travellers from Eastern India know? *Hum Vaccin Immunother* 2020;15: 2151-5
18. Patra S, Patro BK, Mangaraj M, **Sahoo SS**. Screening for depression in diabetes in an Indian primary care setting: Is depression related to perceived quality of life? *Prim Care Diabetes*. 2020; Dec;14(6):709-13.
19. Panda UK, **Sahoo SS**, Saini R. Stigma and Substance use disorders: A contextual review from an Indian perspective. *Ann Indian Psychiatry* 2020;4: 118-21
20. **Kankaria A**, Duggal M, **Sahoo SS**. Buddy system may help in overcoming loneliness epidemic during social distancing. *BMJ* 2020; 369 doi: <https://doi.org/10.1136/bmj.m1379>
21. **Sahoo SS**, Panda UK, Parija PP. Cancer stigma: Are we asking the right questions? *Cancer Res Stat Treat* 2020; 3:640-1.
22. Gochhait S, **Sahoo SS**, Chhabra G, Mukhopahay AK, Sharma S. Role of D-dimer in patients of operable breast cancer with lymph node metastases: A matched cross-sectional study. *Oncol J India* 2020; 4:39-42
23. Mohanty CR, Bellapukonda S, Mund M, Behera BK, **Sahoo SS**. Analysis of publication speed of anesthesiology journals: a cross-sectional study. *Braz J Anesthesiol*. 2021 Mar;71(2):110-115. doi: 10.1016/j.bjane.2021.02.025. Epub 2021 Feb 19. PMID: 33731261
24. **Sahoo SS**, Khanna P, Verma R, **Verma M**, Mahapatra S. Social stigma and its determinants among people living with HIV/AIDS. A cross sectional study at a tertiary care centre in North India. *J Family Med Prim Care* 2020;9: 5646-51
25. **Verma M**, Sharma P, Khanna P, Shrivastava R, **Sahoo SS**. Nutritional Status of School Children in Punjab, India: Findings from School Health Surveys. *J Trop Pediatr*. 2020 Nov 1; doi: 10.1093/tropej/fmaa068.

26. **Verma M**, Sharma P, Ranjan S, Sahoo SS, Aggarwal R et al. The perspective of our future doctors towards organ donation: a national representative study from India. *Int J Adolesc Med Health*. 2020
27. Grover S, **Verma M**, Singh T, Dahiya N, Nehra R. Screening for Abuse of Older Adults: A Study Done at Primary Health Care Level in Punjab, India. *Indian J Psychol Med*. 2020 Aug 10;025371762092878.
28. Tripathy JP, **Verma M**. Impact of Health Warning Labels on Cigarette Packs in India: Findings from the Global Adult Tobacco Survey 2016-17. *Behav Med*. 2020 Jul;1–10.
29. **Verma M**, Kathirvel S, Das M, Aggarwal R, Goel S. Trends and patterns of second-hand smoke exposure amongst the non-smokers in India-A secondary data analysis from the Global Adult Tobacco Survey (GATS) I & II. *Plos One*. May 2020
30. **Verma M**, Aydin H. Personal prophylaxis against COVID-19: A compilation of evidence-based recommendations. *J Pak Med Assoc*. 2020;(S-3):15–20.
31. Paryani RH, Gupta V, Singh P, **Verma M**, Sheikh S, Yadav R, et. al. Yield of systematic longitudinal screening of household contacts of pre-extensively drug resistant (PreXDR) and extensively drug resistant (XDR) tuberculosis patients in Mumbai, India. *Trop Med Infec Dis*. May 2020
32. Garg T, Gupta V, Sen D, **Verma M**, Brouwer M, Mishra R, et al. Pre-diagnostic loss to follow-up in an active case finding tuberculosis programme: a mixed-methods study from rural Bihar, India. *BMJ Open*. 2020;10(5):e033706. Published 2020 May 15.
33. **Verma M**, Grover S, Singh T, Dahiya N, Nehra R. Screening for cognitive impairment among the elderly attending the noncommunicable diseases clinics in a rural area of Punjab, North India. *Asian J Psychiatr*. 2020;50: 102001.
34. Saini N, Sangwan G, **Verma M**, Kohli A, Kaur M, Lakshmi PVM. Effect of Social Networking Sites on the Quality of Life of College Students: A Cross-Sectional Study from a City in North India. *Scientific World Journal*. 2020; 2020:8576023. Published 2020 May 1
35. **Verma M** as GBD collaborator. LBD Double Burden of Malnutrition Collaborators. Mapping local patterns of childhood overweight and wasting in low- and middle-income countries between 2000 and 2017. *Nature Med*. 2020;26(5):750-759.
36. Kalra S, Arora V, **Verma M**, Aggarwal S. Social Insulin resistance. *J Pak Med Assoc*. 2020; 70(10):1860-61
37. **Verma M**, Kalra S. Epidemiological transition in South -East Asia and its Public Health Implications. *J Pak Med Assoc*. 2020; 70(9):1661-1663
38. Goswami S, Gupta MD, Batra V, Girish MP, **Verma M**. India fights the invisible: A saga of strategies, hope, and resilience. *Int J Health Allied Sci* 2020;9: S117-9
39. **Verma M**, Punyani H, Kalra S. Social prescription in diabetes. *J Pak Med Assoc*. 2020; 70(3):552-553
40. Goel S, Kar SS, **Verma M**, Sivanatham P, Naik B. Evidence on Article 5.3 of FCTC (Tobacco Industry Interference in tobacco control activities) in India- a Qualitative scoping study. 2020. DOI: 10.21203/rs.3.rs-54074/v2
41. **Verma M**, Rana K, **Kankaria A**, **Aggarwal R**. Assessment of Patient's Satisfaction Visiting a Tertiary Health-Care Institute in North India. 2020. *Journal of Pharmacy and Bioallied Sciences* 12(3):252-61
42. **Kankaria A**, Gupta M, MD, Bashir MA, Aggarwal S, Murugan S Bhag C, Chaudhary K, Sandha KS, Jain R. Epidemiological investigation of an outbreak of Acute Viral Hepatitis A and E in a semi-urban locality in Chandigarh, North Indian Union Territory, 2016-17. *Journal of Family Medicine and Primary Care*. 2020 Apr 1;9(4):1856
43. **Sahoo SS**, Sahu DP, **Kankaria A**. Mis-infodemic: The Achilles' heel in combating the COVID-19 pandemic in an Indian perspective. *Monaldi Archives for Chest Disease* 2020; 90:1405: 330-3

44. Duggal M, Dahiya N, **Kankaria A**, Chaudhary M, Bachani D. Restructuring the Healthcare System to Protect Healthcare Personnel Amidst the COVID-19 Pandemic. *Frontiers in Public Health*. 2020 Dec 11; 8:925.

### **Chapters in Book**

#### **Dr. Bhola Nath**

**Nath B**, Kumari R, **Sahoo SS**. Workplace based prevention of diseases. *Fit India: Holistic health care for Quality life*. 2020. 83-98

#### **Dr. Soumya Swaroop Sahoo**

Arora V, **Sahoo SS**. Insulin as an essential medicine. *Insulin Manual*. Aggarwal S, Kalra S. Delhi: Evangel Publishers, 2020. 369-75

#### **Dr. Ankita Kankaria**

Chapter on Adulteration of Foods- In *Handbook of Foodborne illness*.

#### **Dr. Madhur Verma**

Mittal A, Kishore J, **Verma M**. Occupational Health and safety in manufacturing industry in textbook of *Occupation Health*. Century Publications.

### **Conference attended**

#### **Dr. Bhola Nath**

Presented a paper and a poster in IAPSMCON 2020 and IPHA 2020 conferences at Mahabalipuram, Chennai and AIIMS New Delhi respectively.

#### **Dr Ramnika Aggarwal**

1. Attended National conference IPHACON 2020 at AIIMS, New Delhi and won **BEST paper award**.
2. Attended National conference IAPSMCON-2020 at Mahabalipuram and presented a paper
3. Invited to present a guest lecture on the topic of 'preventive oncology' in conference 'Virtual MAPICON Bathinda 2020'

#### **Dr. Ankita Kankaria**

1. Presented in Second Amrita International Public Health Conference, Kochi, Kerala (November 25-26, 2019)
2. Presented in 9th International Conference on Birth Defects and Disabilities in Developing World, Columbo, Sri Lanka (February 23-26, 2020)

**Dr. Soumya Swaroop Sahoo**

1. Late life depression, Functional impairment and associated risk factors among elderly in urban slums of Odisha (IPHA, 2020)
2. Cyberchondria: A cross sectional study to explore online health seeking behavior and its determinants in the community (IAPSMCON 2021)
3. Prevalence of NAFLD in adults with Prediabetes: A Systematic Review and Meta-analysis Protocol (IAPSMCON WNCD 2021)

**Workshops****Dr. Bhola Nath**

1. Role of Medical Colleges in National Tuberculosis Elimination Program on 24th March 2021.
2. VPD surveillance workshop in collaboration with WHO on 5th March, 2021.

**Actively Participated in workshop on**

- a. Item writing workshop by NBE on 12th March 2021.
- b. “Setting up a cancer registry” from 22nd to 27th February organized by Tata Memorial Hospital, Mumbai.

Training: Working as State Team Members in HIV sentinel surveillance and participated in the national HIV Sentinel surveillance 2020-21 in the district Mansa and Bathinda .

**Dr. Ramnika Aggarwal**

1. Online organized for faculty, nursing and security staff on the topic of – ‘Prevention of Violence against women’
2. Organised for students on the occasion of - World Rabies Day 2019

**Guest Speakers****Dr. Bhola Nath**

1. Invited as Guest Speaker in a webinar on ‘Public Health Scenario’ by GCCB on 20th June 2020.
2. Invited as Guest Speaker in webinar on ‘Role of Statisticians in COVID 19’ by HNB University, Srinagar, Garhwal on 29th June 2020.
3. Guest lecture in National Webinar on “A to Z about Dengue on 21<sup>st</sup> aug 2020 at Pt. L.M.S. P.G. College Rishikesh.
4. Invited as guest speaker in National Conference on Nutrition and Health 2020 Department of Community and Family Medicine, All India Institute of Medical Sciences, Mangalagiri, Andhra Pradesh on Advertisement of Nutritional products on 12 sep 2020
5. Chaired a session on “Strategies and status of Covid-19 Pandemic” in Annual National Conference of Epidemiological Association of India (EFICON 2020) is being organized by the All India Institute of Medical Sciences, Rishikesh on 19th December & 20th December 2020.
6. On “Writing a thesis proforma” on 26th Dec. at GSVM Medical College
7. Participated as speaker in Plenary session” Social Media, Parental Workplace and marketing impact on IYCF” in the first online National Conference on Nutrition and Health organized by Dept of

CFM, AIIMS Mangalagiri held between 12-13th September,

8. Delivered a guest lecture of Epidemiology of Rabies in a conference on Rabies Prevention- Newer Dimensions on 23rd Sep 2020

### **Dr. Ankita Kankaria**

- Session on Diabetes and complication: Virtual Training on Diabetic Retinopathy Screening by Advanced Eye Centre on December 21, 2020
- Linking Diabetes and Diabetic Eye Care from Health and Wellness centre to Tertiary Care Centres, Venue: Conference Hall ,2nd Floor, O/o DHS Punjab, Chandigarh 29th November 2019

### **Projects**

#### **Dr. Ramnika Aggarwal**

1. Concurrent Evaluation of Population based NCD Screening in 5 Districts of Haryana under NPCDCS
2. Identifying factors affecting health behaviour of tribes of Uttarakhand and developing dairy based interventions to improve their health and livelihood status (On-going)
3. Effect of advertisement on nutritional products on purchases and consumption choices made by the school-going children and their parents- initial assessment from Punjab, India

#### **Dr. Ankita Kankaria.**

- 1 Study of Multiply-Fortified Salt Among Women of Reproductive Age in India Bill and Melinda Gates Foundation, Funding received by PGIMER, Chandigarh Collaborator
- 2 Development and Pilot Test of a mHealth Interactive Education and Social Support Intervention for Improving Postnatal Health NICHD R21, Funding received by PGIMER, Chandigarh Co-Investigator
- 3 A tailored approach for development of comprehensive diabetic eye care model through integration of services at different level of public health facilities ICMR grant Funding received by PGIMER, Chandigarh Co-Investigator
- 4 Integration of an Artificial Intelligence Platform for Screening of Diabetic Retinopathy in Public Health Facilities: A Pilot Study from India NITI Aayog grant Funding received by PGIMER, Chandigarh Co-Investigator

### **Sanctioned Intramural research projects**

- 1 Assessment of health status, psychological profile and lifestyle habits of Indian medical graduate students in a tertiary care institute in north India
- 2 Experience and psychological health of health care providers engaged in COVID 19 care

### **Projects:**

Bill and Melinda Gates Foundation

PI: Das R/ Mc Donald C

Period: 1/2020- 6/2024

Title: Study of Multiply-Fortified Salt Among Women of Reproductive Age in India

Role: Collaborator

NICHD R21

PI: Bagga R/Nadia D Smith

5/2020 -4/2022

Title: Development and Pilot Test of a mHealth Interactive Education and Social Support Intervention for Improving Postnatal Health

Role: Co-Investigator

ICMR grant

PI: Duggal M

3/2020- 2/2022

Title: "A tailored approach for development of comprehensive diabetic eye care model through integration of services at different level of public health facilities."

Role: Co-Investigator

NITI Aayog grant

P: Duggal M

Title: "Integration of an Artificial Intelligence Platform for Screening of Diabetic Retinopathy in Public Health Facilities: A Pilot Study from India

Period: 12/2020-2/2022

Role: Co-investigator

**Dr. Madhur Verma**

Title of the project	Name of the funding agency	Year of sanction and Duration of project	Details of PI (Name, Department, Institution and Mobile number)	Role of faculty in the project
<b>Strengthening Evidence Based Family Planning Services in pre-service medical education in India.</b>	UNFPA	Oct 2018 4 Years i.e 2021	<b>Prof. Dr. Madhu Gupta</b> Department of Community Medicine and School of Public Health PGIMER, Chandigarh Mobile +917087008223; +917009769629 Email: <a href="mailto:madhugupta21@gmail.com">madhugupta21@gmail.com</a> .	Co-Investigator
<b>Assessment of PPIUCD services in state of Bihar</b>	PHI India Pvt.Ltd.	September 2019, 4 months	<b>Prof. Dr. Madhu Gupta</b> Professor of Community Medicine Department of Community Medicine and School of Public Health PGIMER, Chandigarh Mobile +917087008223; +917009769629 Email: <a href="mailto:madhugupta21@gmail.com">madhugupta21@gmail.com</a> .	Co-Investigator
<b>Concurrent Evaluation of Population based NCD screening in 5 districts of Haryana</b>	Haryana Government	July, 2019 15 months	<b>Prof. Dr. JS Thakur</b> Department of Community Medicine & School of Public Health PGIMER, Chandigarh-160012, India Ph 0172-2755219, Mb 09463602173	Co-Investigator
<b>Identifying factors affecting health behaviour of tribes of Uttarakhand and developing dairy based interventions to improve their health and livelihood status.</b>	ICMR	July, 2019 2 years	<b>Dr. Nishant Kumar</b> Senior Scientist (Animal Reproduction), NDRI, Karnal Phone number: 9996268425, 7056535724 Email: <a href="mailto:drnishantvet@yahoo.com">drnishantvet@yahoo.com</a>	Co-Investigator
<b>Dr. Soumya Swaroop Sahoo</b>				
1. Cyberchondria: A cross sectional study to explore online health seeking behavior and its determinants in the community				
2. Study on experience and psychological health of health care providers				

#### Departmental Activities:

1. Rural Health and Training Centre (RHTC), Badal



Department of CFM started services at SDH Badal, as its Rural Health and Training Centre from 11 Jan, 2021. Community outreach services and specialist OPD services were started on a daily basis to serve the population of the area. Specialist OPDs from the departments of ENT, Ophthalmology, O&G and Orthopaedics commenced their outpatient services. Department of CFM, apart from patient care conducted regular health camps and health promotional activities in the hospital and nearby village outreach areas.

## 2. COVID Vaccination

With the nationwide launch of COVID vaccination services, the department started COVID vaccination services initially prioritising to the healthcare staff on 22<sup>nd</sup> January 2021. Till 31<sup>st</sup> March 2021, 1<sup>st</sup> dose and 2<sup>nd</sup> dose Covishield vaccine were given to 840 and 417 beneficiaries, respectively.

## 3. Immunization Clinic

Immunization clinic services were started by the department within the OPD area from 10<sup>th</sup> November, 2020. All the routine vaccinations under the National Immunisation Schedule are being given at the clinic to pregnant women and children.

### Workshops Organized/Observation of Days:

- The Department observed **World AIDS Day** on 1<sup>st</sup> December, 2020. Health promotional activities were conducted among the migrant construction workers and the security staff educating them about this dreaded disease, its mode of spread and the prevention measures.
- Workshop on **Vaccine Preventable disease surveillance** on 5<sup>th</sup> March 2021 regarding strengthening of surveillance of Polio and MMR.
- **World TB Day** was observed in collaboration with District TB Cell, Bathinda from 23-26<sup>th</sup> March 2021. In this regard, health talks, skits, poster competition and community outreach activities were organised in the hospital and RHTC, Badal and UHTC, Beant Nagar.

### Photo Gallery:





## **DEPARTMENT OF DERMATOLOGY**

### **Faculty**

Dr Shivani Bansal, Assistant Professor

### **Senior residents**

Dr Arvinder Brar

### **Research Report**

1. A clinico-epidemiological study of facial acanthosis nigricans and its association with metabolic syndrome in Indian population submitted in AIIMS Bathinda for intramural research project

### **Academic activities**

1. Number of seminars and journal club done – 50
2. Histopathology classes are being done on regular basis
3. Guidelines for various procedures have been made
4. Undergraduate clinical classes are started recently
5. Publications

Bansal S, Sarkar R. Female pattern hair loss (FPHL) - A Cross-sectional, Questionnaire Based Study – submitted in journal

### **Chapters:**

Bansal S, Nanda S, Sardana K, Goyal T. Laser for hair removal. In Laser and energy devices in aesthetic dermatology practice. Chapter 6, 353-87.

Sarkar R, Bansal S. Hyperpigmentation. Melasma a monograph 3<sup>rd</sup> edition

### **Projects:**

A clinico-epidemiological study of facial acanthosis nigricans and its association with metabolic syndrome in Indian population submitted in AIIMS Bathinda for intramural research project

### **Expansion of department as**

1. Phototherapy Clinic
  2. Dark Room examination for woods lamp
  3. Dermatoscopy facility
  4. Lasers
  5. Laboratory services for staining of grams, tzanck, KOH, wet mount
  6. Non culture melanocyte cell transfer vitiligo surgery
  7. Accreditation of post graduate teaching programme
  8. Explore collaborative relationships with other departments (e.g., Pathology) which share some of the department's educational, research and service goals
-

## DEPARTMENT OF DENTISTRY

Department of dentistry started its clinical services after the inauguration of outpatient facility at the All-India Institute of Medical Sciences, Bathinda on 23<sup>rd</sup> December 2019. Dentistry Team consists of four consultants and one senior resident who have worked relentlessly to provide best patient care.

1. 2610 patients were seen physically in the OPD.
2. 67 patients were provided teleconsultation during COVID 19 pandemic.
3. 300 procedures were carried in the department which includes oral Prophylaxis, restoration, prosthesis, extraction, flap surgeries, orthodontic treatment and other minor procedures

### 1. Dr Shailendra Singh Rana

Assistant Professor (Dentistry)

#### Publications

Influence of tongue volume, oral cavity volume and their ratio on upper airway: A cone beam computed tomography study. J Oral Biol Craniofac Res

#### Scientific Meetings/conference/Lectures attended:

9<sup>th</sup> IOS Congress (20-22 Nov 2020)

#### Research Projects as Principal Investigator

1. A pilot study to derive the measurements of PA cephalogram image using orthopantomogram and Lateral cephalogram images estimating the magnification
2. Cervical Vertebrae Stage Prediction in Lateral Cephalogram using Reinforcement Learning Algorithms of Artificial Intelligence

### 2. Dr. Lata Goyal

Assistant Professor (Dentistry)

#### Publications

1. **Goyal L**, P Agarwal, GS Reddy, K Jain. Diagnosis and treatment considerations of atypical oral pain in tuberous sclerosis. Journal of Family Medicine and Primary Care 9 (4), 2121-2124
2. **Goyal L**, N Gupta, ND Gupta. Autologous platelet-rich derivatives along with alloplastic bone substitute in the management of complex perio-endo cases. Journal of Indian Society of periodontology 24 (2), 182-185
3. **Goyal L**, GuptaND, GuptaN, Chawla. Free Gingival Graft as a Single Step Procedure for Treatment of Mandibular Miller Class I and II Recession Defects. World Journal of Plastic Surgery 8 (1), 12-17
4. Chawla K, **Goyal L**. Book: Advances in Research and Future Directions. Nova Publishers, USA. ISBN 978-1-53619-042-7
5. Chaudhari PK, **Goyal L**, Rana SS, Dhingra K, N Kshetrimayum. Nanocomposites and nanoionomers for orthodontic bracket bonding. In: Innamuddin ed(s). Applications of



Nanocomposite Materials in Dentistry. 1st ed. Woodhead Publishing (Elsevier Inc,UK);2019, 1-9

6. Chaudhari PK, Zere E, **Goyal L**, Almerco KKA, Dhingra K. Advance application of polymeric green composites in medical bioscience- Bone engineering. In: Innamudin Ed(s). Biomedical Applications of Green Composite 2: Therapeutic. 1st edition. Springer (UK), 2020 (In Press)
7. Chawla K, **Goyal L**. Precision Medicine in Dentistry In Chawla K & Goyal L (Eds). Advances in Research and Future Directions. 1st edition. Nova (USA), 2021(In press)
8. Chawla K, **Goyal L**. Applications of Nanomaterials in Dentistry In Chawla K & Goyal L (Eds). Advances in Research and Future Directions 1st edition. Nova (USA), 2021(In press)

### **Research Projects (ongoing):**

#### **Principal Investigator**

1. Oral health status and oral health related quality of life in patients with metabolic syndrome: a cross sectional study
2. Treatment of gingival Recession using conventional vs minimally invasive coronally advanced flap with platelet rich fibrin in thin gingival biotype: A randomized controlled clinical trial

#### **Co-investigator**

1. Oral care for palliative patients at All India Institute of Medical Sciences, Rishikesh (completed)

### **Scientific Meetings/conference/Lectures attended:**

1. Periodontics for general practice by Dr. Balaji Manohar conducted by Dental Council of India
2. Laser in Periodontology by Sana Farista conducted by ISP
3. Perimplant Diseases and Conditions by Prof. Nikos Donos conducted by ISP
4. Regenerative Periodontal therapy on single rooted tooth by Alesandro Quaranta conducted by ISP.
5. MDS Orientation Course conducted by ISP.
6. Malocclusion and its consequences presented by Dr. N.R. krishnaswamy Conducted by Dental Council of India
7. Management of impression materials, impressions and models in covid19 era *presented by* dr. Veena Jain conducted by Dental Council of India
8. Annual Continuing Dental education by Pierre Fauchard Academy USA.

### **Scientific Presentations/ Lecture Delivered**

- 1 Resource Faculty for workshop on Hand Hygiene and Biomedical waste Management at Advanced Center of Continuous Professional Development, AIIMS Rishikesh.
- 2 Resource Faculty for workshop on Objective Assessment: Clinical Vignette at Advanced Center of Continuous Professional Development, AIIMS Rishikesh.
- 3 Resource Faculty for workshop on evidence-based Medicine Advanced Center of Continuous Professional Development, AIIMS Rishikesh.

**Dr Tarun Kumar Singh**  
**Assistant Professor (Dentistry)**

**Publications**

- 1 COVID-19 (SARS-CoV-2) Impact: Guidelines for Indian Dental Surgeons during dental procedures current scenario and future prospective Journal of Dentistry Defence Section (Under Review)
- 2 Evaluation the effect of tapered canal preparation on the retention of posts cemented with resin cement: An In-vitro study (Journal of Family Medicine and Primary Care (Under Review)

**Scientific Meetings/conference/Lectures attended:**

1. ISDT Virtual Dental Trauma Conference 2020 (16-17 Oct 2020)
2. Informed consent - from dental surgeon's perspective (Presented by Dr.George Paul on 6 Sep 2020 (DCI Webinar)
- 3.Management of Traumatic injuries to young permanent teeth (Presented by Dr Virinder Goyal on 13 Sep 2020 (DCI Webinar)

**Scientific papers presentation**

1. Clinical Management of delayed Reimplantation of avulsed maxillary incisor (ISDT Virtual Dental Trauma Conference 2020)

**Research Projects:**

**Principal Investigator**

1. Retention of posts luted with a resin cement in canals obturated using a calcium hydroxide-based sealer – An invitro study

## Department of Forensic Medicine and Toxicology

### A. Publications

1. Kalsi G, Singh A, Harish D, **Kumar A**. Macroscopic study of closure of sagittal suture for estimation of Age in International Journal of Medical Science and Innovative Research (IJMSIR) 4(5): 2019; 173–8
2. Dhanak K, Ingale S, Kochar SR, **Pathak A**. CT Scan for Maxillary Sinuses: A useful Tool for Forensic Identification. Indian Journal of Forensic Medicine and Toxicology. 2019; 13(2): 13-18.
3. **Singh R**, Aggarwal R, Bansal M, **Barwa J**, Das S. Sex Differentiation by foot measurements in North Indian Population (2019). IP Int J Forensic Med Toxicol Sci; 4(4);118-119.
4. Dhanak K, Ingale S, Kochar SR, **Pathak A**. 3D-CT Scan Based Craniometric Study of Frontal Sinus in Dry Crania and its Use in Forensic Identification. International Journal of Medical Toxicology & Legal Medicine. 2019; 22(2): 107-111.
5. **Kumar A**, Chauhan M, Singh A, Harish D, Bal K S, Saggu K S. Epidemiologic rarity diagnosed at autopsy for alleged electrocution. J of Forensic Med Toxi 2020;37(1)
6. **Kumar A**, Mandar R Sane, Singh A, Harish D. Burns vs. toxic epidermal necrolysis: A medico-legal dilemma. Medicolegal Journal June .2020;1-3
7. **Barwa J, Singh R**. Nasal Height as a Parameter for Stature Estimation & Sex Differentiation in Dehradun Region. Medico Legal Update. 2020; 20(1): 116-121.
8. **Barwa J, Singh R**, Agarwal S. Canine Width as a Means for Stature & Sex Prediction. Indian Journal of Forensic Medicine & Toxicology. Apr-Jun2020; 14(2):70-75

B. Book Chapter in Vancouver style: None

C. Awards & Fellowships: None

D. Lectures as Guest Faculty:

1. Dr Akhilesh Pathak: International conference on “Innovation in Forensic Era”.
2. Dr Akhilesh Pathak: International conference on “Online Summit on Forensic Science and Criminology” conducted at Belgium.
3. Dr Akhilesh Pathak: Conference on “Postmortem and Medicolegal Examination”
4. Dr Jyoti Barwa: 1<sup>st</sup> Forensic Conclave from 29<sup>th</sup> February to 2<sup>nd</sup> March 2020 conducted at AIIMS Rishikesh.



5. Dr Jyoti Barwa: e-conference on “Medical Negligence-current practice and future perspectives” from 20 to 24 April 2020 held at AVMC, Pondicherry on the topic” Medico-legal Consultancy”
  6. Dr Rattan Singh: 1<sup>st</sup> Forensic Conclave from 29<sup>th</sup> February to 2<sup>nd</sup> March 2020 conducted at AIIMS Rishikesh.
  7. Dr Rattan Singh: e-conference on “Medical Negligence-current practice and future perspectives” from 20 to 24 April 2020 held at AVMC, Pondicherry on the topic” Medical Indemnity Insurance”
- E. Ongoing Research projects: Two (2)
1. Surveillance of Homicidal Crimes in Bathinda (Punjab)
  2. Estimation of quality of Medicolegal work in Bathinda (Punjab)
- F. Workshops/ Conferences Organised:
- 1<sup>st</sup> Hybrid CME on “**Medico-Legal Issues in Dead Body Donation**” held on 13<sup>th</sup> February 2021 with the objective of spreading awareness amongst the Medical Fraternity at national as well as international level regarding current practice & procedure of body donation in India. Considering the ongoing pandemic, it was the 1<sup>st</sup> time such an event was held in physical-cum-digital mode at such a large scale with participation from around 400 National and International delegates.



## Department of Otorhinolaryngology

Dr. Vaibhav Saini  
Dr. Vikasdeep Gupta  
Dr. Namita Verma  
Dr. Ankur Mohan

Associate Professor  
Assistant Professor  
Senior Resident  
Senior Resident

Department of Otorhinolaryngology started its clinical services after the inauguration of the outpatient facility at the AIIMS, Bathinda on 23rd December 2019. Our faculty of two consultants have worked efficiently and relentlessly to render the best patient outcomes and satisfaction. The department has grown by leaps and bounds in the last year. We would like to highlight some important achievements of the department.

### Clinical services

Department of otorhinolaryngology provided the following services at the outpatient clinic in AIIMS Bathinda.

1. 6227 patients were seen physically in the OPD
2. 147 patients were given consultations via teleconsultation
3. 310 procedures have been performed in the department (Otoendoscopy, Laryngeal Endoscopy, and Diagnostic Nasal Endoscopy)

#### 4. COVID-19 SAMPLE COLLECTION CENTRE

Covid 19 sample collection center was inaugurated by The Director AIIMS Bathinda on 7.10.2020, with the help of nursing officers posted. Till date 642 nasopharyngeal samples have been taken

5. Besides, the department is providing regular consultations via E-Sanjeevani since its launch.
  - i. 1812 patients were seen physically in the OPD
  - ii. 48 patients were given consultations via teleconsultation
  - iii. 378 procedures have been performed in the department (Otoendoscopy, Laryngeal Endoscopy, and Diagnostic Nasal Endoscopy)

### Academics

1. The department has taken up its academic activities with keen interest since its inception.
2. Weekly seminars and journal clubs are being conducted in the department on a routine basis.
3. Tumor clinic in interdepartmental collaboration with the radiotherapy department is held every fortnight.
4. The first batch of undergraduate students is being routinely posted in ENT OPD.

## Publications

1. Saini V, Pol SA, Yadav S, Subhash A. Obstructive laryngeal schwannoma - A rare tumor excised transorally. *Saudi J Otorhinolaryngol Head Neck Surg* 2020; 22:24-7
2. Samor V, Sarowa D, Nayak PD, Saini V, Kaur G, Rath U. Rare foreign bodies of upper aerodigestive tract: a study of 30 cases. *Int J Otorhinolaryngol Head Neck Surg* 2020; 6:1307-10.
3. Saini V, Kwatra D, Rath U. Fractured tracheostomy tube presenting as a bronchial foreign body. *Visual Journal of Emergency Medicine*, Volume 19,2020,100728, ISSN 2405-4690
4. Saini V, Gupta N, Gupta V, Kaur A, Kaur G. Giant parathyroid adenoma presenting as neck swelling: A rare case report. *Saudi J Otorhinolaryngol Head Neck Surg* 2020; (Accepted for publication)
5. Osteitis Fibrosis cystica: Classical case report of an uncommon presentation in a young female" Vaibhav Saini; NITIN GUPTA; Ankur Mohan; Vikasdeep Gupta; Kartik Kolluru- *Indian Journal of Otolaryngology and Head & Neck Surgery* (Accepted for publication)
6. George JS, Kakkar V, Gupta V, Dheeraj S, Bhukar S, Vashisth S. Mastoid cavity obliteration with hydroxyapatite granules: A prospective study. *Saudi J Otorhinolaryngol Head Neck Surg* 2020; (Accepted for Publication)
7. Gupta V, Dogra SS, Bansal P, Thakur K, Sharma V, Verma D, et al. Hearing impairment in patients of hypothyroidism in sub-Himalayan region. *Int J Otorhinolaryngol Head Neck Surg* 2020; 6:1494-9.
8. Gupta V, Salaria N, Sharma N, Vandana, Kaur G. Unusual presentation of laryngotracheal injury due to electric burn. *IP J Otorhinolaryngol Allied Sci* 2020;3(3):1-3.
9. Nasopharynx harbouring ingested foreign body: Gupta G, Gupta V, Aditi, Kaur G, Raheja V, Verma N. *Saudi J Otorhinolaryngol Head Neck Surg* 2020 – accepted for publication
10. Kaur G, Mohan A, Mohan E, Aprajita, Mohan M. A Review of the Importance of Atypical Otorhinolaryngological Symptoms in the Screening of COVID-19 Patients. *Indian J Otolaryngol Head Neck Surg*. 2020 Aug 17:1-5. doi: 10.1007/s12070-020-02045-y. Epub ahead of print. PMID: 32837950; PMCID: PMC7430934.
11. Kalra C, Mohan A, Kaur G. (2020). An unusual case of Ayurvedic tablet as foreign body cricopharynx. *International Journal of Otorhinolaryngology and Head and Neck Surgery*. 6. 592. 10.18203/issn.2454-5929.ijohns20200643.
12. Kaur G, Mohan A, Aprajita, Mohan M COVID 19: concerns and preparedness among healthcare workers *International Journal of Otorhinolaryngology and Head and Neck Surgery* Kaur G et al. *Int J Otorhinolaryngol Head Neck Surg*. 2020 Jun;6(6):1044-1048 <http://www.ijorl.com>
13. Kaur G, Bhagat S, Sahni D, Sharma V, Mohan A. A comparative study of budesonide versus saline irrigations in postoperative care of patients with nasal polyposis. *B-ENT XX XXXX* 2020. DOI: 10.5152/B-ENT.2020.20004 [Epub Ahead of Print] (Accepted for publication)
14. Mohan A, Bhagat S, Sahni D, Kaur G. Use of Glass Ionomer Cement for Incudostapedial Rebridging Ossiculoplasty. *B-ENT XX XXXX* 2020. 10.5152/B-ENT.2020.20004 [Epub Ahead of Print] (Accepted for publication)

Intramural Projects:**Dr. Vaibhav Saini**

## Principal Investigator

- Neuropsychiatric Adverse effects of Montelukast therapy in Allergic Rhinosinusitis patients
- Prevalence of Otological Disorders Among School Going Children

## Co-Investigator

- Prevalence of mental health disorders in Head and Neck cancer patients.
- Role of second-generation inhalation steroids on Intraocular pressure in patients diagnosed with allergic rhinitis in Indian Sub-Population

**Dr. Vikasdeep Gupta**

## Principal Investigator

- Clinical and cephalometric relationship of the upper airway in adenotonsillar hypertrophy patients
- Age-Related Hearing Impairment: Association of Demography, Quality of life and Cognitive impairment

**Co-Investigator**

- Role of second-generation inhalation steroids on Intraocular pressure diagnosed with allergic rhinitis in Indian Population

Extramural Multicentric Projects

- **Dr. Vaibhav Saini**

Co – Investigator

"Hindi Translation, cross culture adaptation and Multicentric validation of the Zurich Chronic Middle ear inventory (ZCEMI-21-Hin)" in Collaboration with Department of ENT at AIIMS, Rishikesh.

**Presentations as invited faculty****Dr. Vaibhav Saini**

- Speaker - Salivary Gland Tumors (9<sup>th</sup> ENT update 2020 held on 5<sup>th</sup> and 6<sup>th</sup> December 2020)
- Moderator- Ipaedia webinar on parotid gland tumors.

**Dr. Vikasdeep Gupta**

- Speaker- Role of the combination of LRTA & novel antihistamine (Bilastine) in the management of allergic rhinitis

## DEPARTMENT OF GENERAL MEDICINE

### ABOUT THE DEPARTMENT

The department of General Medicine was started with establishment of AIIMS Bathinda by Ministry of Health and Family Welfare Govt. of India on December 2019. As Department of General Medicine is backbone of any hospital, our department has been one of the key departments among all clinical specialties.

The Department works with a vision of serving the patients with multitude of medical ailments. Faculty members have been working tirelessly to provide the most dedicated patient care, academic and research work, thereby contributing in making the institute center of excellence in all respect.

### HIGHLIGHTS

#### i) Clinical/Diagnostic

- 1) **Outpatient service:** medicine opd had been one of the busiest opds of our institute catering to all sorts of patients from in and around bathinda. **Total 40224** patients have visited the medicine opd since dec-2019 till mar-2021. Thoroughly examined the patients, elicited medical history data, devised the treatment plans, and implemented therapeutic regimens to administer high level of care to these patients.
- 2) **Telemedicine consultation:** patients were given telemedicine consultation due to covid era. **Around 992 patients** have been given consultation since the beginning of the teleconsultation services till mar-2021. Patients were provided best high level of care and treatment at home itself through active listening and open-ended questioning in this covid era.
- 3) **E-sanjivini opd :** patients were given consultation in whole of north india.
- 4) **In patient service: covid ward** had been successfully set up **75 bedded** in the month of august with admission of covid patients. Clinical duties in the covid ward were performed followed by managing the entire management of the covid patients since the beginning of the ward. **132 patients** have been admitted in the covid ward till present day and successfully treated and discharged without any mortality.
- 5) **Covid care civil hospital bathinda:** covid care was extended to the civil hospital bathinda patients as well during this covid era.
- 6) **Pre-anaesthetic check up (pac):** patients posted for operative procedures were sent for various comorbidities management as well as risk stratification. These patients were managed for underlying comorbidities and were given final fitness for operative procedures as per there the associated risks.
- 7) **Calls for inpatients:** ipd patients who were admitted for operative procedures were managed for their associated comorbidities as well as for complications during admission as well as during operative and post-operative procedures.
- 8) **Covid vaccination centre (aefi):** identification of eligible beneficiaries and motivation for covid vaccination to all the patients was done. Beneficiaries were managed for any adverse events after vaccination.
- 9) **Non-invasive 2d echocardiography lab: (started on 11<sup>th</sup> december, 2020)** total 295 patients had undergone 2d echocardiography by me. These patients were evaluated and managed for cardiovascular disease.
- 10) **Haemoglobinopathies and hemophilia centre established at aiims, bathinda** under state blood cell national health mission punjab.
- 11) **ecg** performed in the department of general medicine 6244.



**ii) Teaching**

- 1) Undergraduate teaching classes of the second-year students were taken since the beginning of their session as per the roster on every tuesday.
- 2) Classes during the clinical posting of the second-year students in the department of medicine were taken as per the roster every third clinical class was taken.
- 3) Foundation course class of the first-year students was taken on the topic “mbbs student orientation program and scope of medicine”.
- 4) **Covid 19 integrated healthcare training course** has been started at aiims bathinda in collaboration with distance education unit of christian medical college, vellore supported by tata trusts. 15 nursing officers have already been trained. Every month 5 trainees can be trained in collaboration with cmc vellore deu for about a period of 6 months to 1 year.
- 5) Clinical meet was presented on following topics: -
  - a. “topic isolated biceps muscle tuberculosis in an immunocompetent patient”.
  - b. Diagnosis and management on diabetes.
  - c. Recent guidelines on hypertension.
- 6) Series of clinical classes of all the faculty and senior residents was taken up on covid and its management to acknowledge everybody regarding the disease.
- 7) Planning of examination pattern for mbbs students for subject of general medicine.
- 8) Planning and formulation of certificate courses to be started in department of general medicine.
- 9) Planning and formulation of pg courses to be started in department of general medicine.
- 10) Health research fundamentals course (by icmr –national institute of epidemiology -e-certificate course 2021).

**Membership of Scientific Bodies/Committees/Editorial Board,**

- 1.Facp: Fellow Of The American College Of Physicians
- 2.Jiacm: Journal Indian Acaedmy Of Clinical Medicine
- 3.Association Of Physicians Of India
- 1.Member of Recruitment Selection committee in The Central University of Punjab Bathinda
- 2.External Examiner in the MBBS and BDS examination.

**iii. Speciality Clinic.**

1. Fibro scan and Liver Clinic
2. Diabetes Clinic
3. Hypertension Clinic

#### 4. Rheumatology Clinic

#### iv. PUBLICATIONS (2020-2021)

1. Kaur A, Dhoat PS, Upneja A, Kaur N. PUO: Can it be anti-synthetase syndrome International Journal of Health and Clinical Research, 2021; 4(6):104-105.
2. Kaur A, Dhoat PS, Kaur N, Verma M. Muscle Tuberculosis: A Diagnostic challenge.
3. Poonia S, Singh K, **Kaur A**, Madhukar M, Kaur D, Godara R. Histopathological spectrum of CNS Tumours among rural population - A Single centre Experience. International Journal of Health and Clinical Research.2021;4(1).
4. Kaur N, Chhabra HS, **Kaur A**. Retained surgical sponge in Abdomen- A Case Report. International Journal of Scientific Research.2021;10(1).
5. Dhoat NS, Arora M, Karunakaran S, Dhoat PS. Evaluation of Surgically Correctable Birth Defects in In Vitro Fertilization Induced Pregnancies as Compared to Normal Pregnancies. Journal of Indian Association of Pediatric Surgeons, 2021; JIAPS\_25\_21
6. Bansal A, Dhoat PS, Rana MK, Dhoat NS. Etiology and trends of presentation of cirrhotic phase of chronic liver disease in a tertiary care referral hospital in North India. e.doi: 10.7759/Cureus.

#### v. CONFERENCES/CME/WORKSHOPS ORGANISED

1. Fibroscan screening clinic organized in the department of general medicine on 16 march 2021. Around 90 patients underwent free fibro scan.
2. Liver awareness workshop conducted for nursing officers and junior residents on 21 march 2021. Delivered lectures on non-alcohol fatty liver disease and fibroscan.
3. Virtual cme on “challenges in young hypertension” conducted on 26 march 2021. Eminent speaker’s dr ramakrishanan, dr manoj reddy, dr ramil goel and dr vinay pandit delivered lectures on approach to a patient with young htn, management, sudden cardiac death, and newer perspectives in cad in young. Around 280 participants participated in the cme. E-poster presentation by students from all over india was done. First three winners of the poster presentation were awarded prizes.
4. World tuberculosis day was observed by different activities from 23/3/21 to 26/3/2021 in collaboration with district tb cell bathinda punjab. Acted as an organizing committee member for the above tb day.
5. Delivered lecture on rntcp latest guidelines for diagnosis and management of tuberculosis on 25<sup>th</sup> march in view of the world tuberculosis day in the departmental clinical meet

**vi. Projects: Non-Funded (PRESENTLY WORKING ON) Department of General Medicine**

1. To Analyze the clinical profile of COVID-19 positive patients associated comorbidities, outcome & follow up of the patients for post COVID sequelae at tertiary care center in north India.
2. A study association of Non-Alcoholic fatty liver disease and dyslipidemia in patients visiting tertiary care center in north India.
3. To study the association of QTc interval and QTd dispersion in patients with uncomplicated metabolic syndrome.
4. Epidemiology and genetic diversity of Rickettsia pathogen causing human infection in Punjab and Chandigarh.
5. A study to evaluate mental health outcomes among COVID-19 in patients at a tertiary care hospital in Punjab.
6. A prospective study to evaluate Anemia Disease burden in Geriatric patients at a tertiary care Centre in Punjab.
7. Health related quality of life in patients with Epilepsy receiving Anti-Epileptic drugs in a tertiary care teaching hospital in north India: A cross sectional study.
8. Cost of ambulatory care of diabetes and pathway of care among adult diabetes patients in a tertiary care institute of north India.
9. To evaluate the efficacy of new haematological parameters for screening of the COPD patients in tertiary care hospital.
10. Oral health status and Oral health related quality of life in patients with metabolic syndrome: A cross Sectional Study.
11. Impact of BLS Training on 1st year MBBS Students.
12. Predicting 10 years cardiovascular risk using WHO/ISH risk prediction chart in patients visiting AIIMS Bathinda.

**vii. Seminars/conferences/workshop attended – Dept. of General Medicine.**

- 1) attended 48<sup>th</sup> annual digital meeting of research society for the study of diabetes in india-rssdi 2020 from 26 to 29 november 2020. (4 cme credit hours)
- 2) attended 1<sup>st</sup> virtual cme by the department of pathology aiims bathinda on 10<sup>th</sup> december 2020 on topic understanding the advances in pathology.
- 3) training of the trainers regarding covid 19 conducted by department of anesthesia in collaboration with usaid at aiims bathinda held on 22- 23 jan 2021.
- 4) attended 1<sup>st</sup> hybrid cme by the department of forensic medicine aiims bathinda on the topic medicolegal issues in dead body on 13<sup>th</sup> feb 2021.
- 5) criticare 2021: 27<sup>th</sup> annual conference of indian society of critical care medicine held on 26-28 february 2021(2 cme credit hours).
- 6) acpcon 2021: asian acpcon 2021 organized by american college of physicians-india chapter supported by acp chapters (japan, bangladesh, saudi arabia) held on 6-7 february 2021.

- 7)attended cme by department of obstetrics and gynaecology on topic recurrent pregnancy loss held on 6<sup>th</sup> march 2021.
- 8) aiims pulmocrit 2021- workshop (international workshop on mechanical ventilation held on 13-14 march 2021.
- 9) aiims pulmocrit 2021(international conference on update in pulmonary, critical care and sleep medicine) virtual held on 20-21 march at aiims new delhi.
- 10) west bengal conclave webinar (virtual webinar) didactic lecture panel and panel discussion by indian sepsis form was attended.
- 11) workshop on “vaccine preventable diseases” held in on 5<sup>th</sup> march 2021 at aiims bathinda by the department of community and family medicine.
- 12) attended the bkcn 2021 virtual cme on platelet and coagulation disorders by government medical college kottayam, kerala on 10<sup>th</sup> april 2021.
- 13) part of crc aiims 2021 team- collaborative platform for iits and aiims central institutes for research work in cardiology and a basic clinical interface for further inputs in the cardiology research.
-

## DEPARTMENT OF GENERAL SURGERY

### Faculty: Dr. Jaspreet Singh Shergill

Department of General Surgery started its clinical services after the inauguration of outpatient facility at the AIIMS Bathinda on 23rd December 2019. The department has grown by leaps and bounds in last one year.

The Department of General Surgery has continued its pivotal role in the functioning of the Institute. In all the three areas viz. Patient services, Teaching and Research, the department has performed up to the standard and showed progress in all areas.

### Clinical Achievements:

- SPECIALITY CLINICS:
  1. GI & HPB ailments
  2. Breast & Thyroid diseases
  3. Varicose vein
  4. Lymphadenopathy/ surface swellings
  5. Haemorrhoids/ Fissure
- Started Major & Minor OT Procedures
- Cancer screening programme.
- In collaboration with the department of radiodiagnosis, undertook interventional procedures such as biopsies, aspirations and injections.
- Besides, the department is providing regular E-Sanjeevani and tele medicine consultation since its launch.
- Provided surgical services during Covid-19 Pandemic.

### Academic/ Conferences/ CME / Publications Achievements:

1. The department has taken up its academic activities with keen interest since the inception. About 50 seminars/ journal club and case discussion have been presented.
2. Presented a lecture on Diabetic Foot at NZOACON 2020.
3. Attended Research methodology lectures for faculty – 6/10/2020 onwards.
4. Presented clinical meets for faculty.
5. Devised the syllabus for the MBBS students.
6. The first batch of undergraduate students is being routinely posted in General Surgery OPD.
7. Theory classes of the MBBS students are being taken routinely.
8. Hands-on-session: Mannequin (Hubber needle insertion): Chemoport
9. Attended INDO-UK LAP SUMMIT 2020.
10. Attended all the CME of the Institute

11. Association of intra-abdominal pressure with the outcome of perforation peritonitis. 2019
12. Intraoperative Intra-Abdominal Complications of Laparoscopic Cholecystectomy- A Prospective Study.

**Membership of Surgical Societies**

1. Life member SELSICON
2. Life member ASICON
3. Life Member ACRSICON
4. Associate Fellow American College of Surgeons

**Research Projects (ongoing):**

1. Co-PI: National cancer registry programme & Hospital based cancer registries.
2. PI: Vitamin E and Evening Primrose Oil for Management of periodic breast pain / Cyclical Mastalgia.
3. Co-PI: General surgery junior residents' perspective vis-à-vis gaps in Surgical oncology training

**Institutional:**

- Member: Covid Committee
- Member: Library Committee
- Member: OT Committee
- Member: Mess Committee
- Member: Medical Board of the Institute
- Member: Departmental Purchase committee.
- Member: CT & MRI Inauguration committee.
- Vice President: Faculty Association







## DEPARTMENT OF OBSTETRICS & GYNAECOLOGY

### Clinical Achievements:

- Speciality clinics: Gynae oncology, Menopausal Clinic, Endocrinology, Foetal medicine, Infertility.
- Started Minor OT Procedures: Endometrial Aspiration, Endocervical Curettage, Pap Smear, Endometrial Biopsy, IUCD Insertion, Mirena Insertion
- Cancer screening programme for Breast and cervical cancer
- Ultrasonographic examination services

### Academic achievements:

#### Events Organized

1. Awareness programme on cervical cancer and breast cancer screening for the CRPF and police personnel – March 2020
2. Workshop on Breast cancer awareness for Paramedical staff- 23<sup>rd</sup> to 28<sup>th</sup> Oct 2020
3. National CME (virtual) on recurrent pregnancy Loss- March 2021.
4. Awareness programme on cervical cancer and breast cancer screening for the CRPF and police personnel at Mukatsar- February 2021.
5. Cervical cancer screening camp on Women's day., March 2021.

#### 6. Faculty Lecture

##### **Dr Lajya Devi Goyal:**

- a. Benefits of hormone therapy beyond contraception.
- b. Web CME – Hormone therapy revisited,
- c. Overview of Recurrent Pregnancy loss, in a national CME on Recurrent Pregnancy Loss,
- d. Women empowerment (Genesis Institute of Dental Sciences, Ferozepur),
- e. Ethics in research methodology (Research Methodology Workshop, AIIMS Bathinda.

Dr. Priyanka, Dr. Supriti, and Dr. Balpreet moderated and participated in a panel discussion on Recurrent Pregnancy Loss.

#### 7. Paper presentations:

- **Dr Lajya D. Goyal** – Recurrent Dermatofibrosarcoma of the Vulva: a rare entity and review of literature (E-poster in Just Tumors- Benign to Malignant 2020 International Conference)
- **Dr Priyanka:**
  1. Recurrent hydatiform mole in nine consecutive pregnancies: a rare case report

(Oral presentation in Fertilisation 2020 National Annual conference)

2. Gestational trophoblastic tumour with delayed vaginal metastasis: a case report (E-poster in JUST TUMOURS- Benign to Malignant 2020 International Conference)

- **Dr Balpreet:**

- Role of daily ejaculations for four consecutive days in improving sperm DNA fragmentation index (1<sup>st</sup> prize winner in embART international conference)
- To evaluate the efficacy of artificial oocyte activation poor responders (Oral presentation in Fertilisation 2020 National Annual conference)

## 8. Conferences attended:

9.

**Dr Lajya D. Goyal:**

1. FOGSI International adolescent health e-conference
2. Just Tumours 2020– International conference

**Dr Supriti:**

1. FOGSI International adolescent health e-conference
2. Importance of lab tests & genetic counselling in pregnancy (FOGSI – 28/8/2020)
3. Fertility enhancement and management virtual conference (Mumbai Obs & Gynae society & IVF worldwide) Nov 2020

**Dr Priyanka:**

1. Just Tumours 2020– International conference
2. Fertilisation 2020 (National Annual conference)

**Dr Balpreet:**

1. Fertilisation 2020 (National Annual conference)
2. embART 2020 International conference

**Dr. Deepika:**

1. RCOG Conference on women's health- Improving the effectiveness and efficiency of Clinical care- Jan 2021.
2. IAGE conference, the first pride conference YUVA- Dec 2020.

## Teaching Achievements:

- 1 Research methodology lectures for faculty – 6/10/2020 onwards
- 2 Weekly clinical meets for faculty- 8/10/2020 onwards
- 3 Good clinical practice – certificate of course completion. **Dr. Lajya Goyal, Dr. Supriti**
- 4 Online medicolegal course: Apex institute of Medicolegal system **Dr. Supriti**
- 5 Training course- Basics of COVID 19 (04/09/2020) **Dr. Supriti**

**Research Achievements:****RESEARCH PROJECTS (ongoing):**

1. Effect of COVID 19 pandemic on antenatal care and pregnancy outcome amongst the rural women of Punjab – assessment through tele-consultation services. **(PI- Dr. Lajya Devi Goyal)**
2. Changes in the pattern of female tobacco uses in India – finding from the two rounds of Global adult tobacco Survey India **(PI- Dr. Lajya Devi Goyal)**
3. Trends and patterns of spousal violence in India – comparative analysis of the NFHS round III & IV **(PI- Dr. Priyanka)**

**Publications by the department:**

- 1 Goyal L, Garg P, Kaur M, Sharma D. Recurrent Dermatofibrosarcoma Protuberans of the Vulva: A Rare Occurrence and Review of Literature. J Family Reprod Health. 2021;15(2):136-140.
- 2 Goyal, L.D., Garg, P. & Kaur, M. Unwarranted hysterectomy in a case of oro-vaginal-vulvar lichen planus in a young woman: a case report. J Med Case Reports 15, 97 (2021). <https://doi.org/10.1186/s13256-021-02720-w>
- 3 Goyal LD, Bakshi DK, Arora JK, Manchanda A, Singh P. Assessment of fluoride levels during pregnancy and its association with early adverse pregnancy outcomes. J Family Med Prim Care 2020;9:2693-8.
- 4 Goyal LD, Dhaliwal B, Singh P, Ganjoo S, Goyal V. Management of mullerian development anomalies: 9 years' experience of a tertiary care center. Gynecol Minim Invasive Ther 2020;9:81-7
- 5 Goyal LD Kaur B Singh P. Management of Mullerian Development Anomalies: Nine-year experience at tertiary care center. J of Gynecology And Minimal Invasive therapy. 2020
- 6 Goyal LD, Bakshi D Ankita Singh P Assessment of fluoride levels in pregnancy and its association with early adverse pregnancy outcome.. J of Family medicine and Primary care. 2020.

## Department of Hospital Administration

Department of Hospital Administration is actively involved in the day-to-day hospital operations, procurement, project management, inventory management and ensuring effective utilization of resources.

Our department is presently having one faculty member that has taken in academic and research activities in Hospital Administration in addition to its additional responsibility of Deputy Medical Superintendent, AIIMS Bathinda.

### Hospital Services:

1. Directly working under Medical Superintendent Office to facilitate the day-to-day operations in the hospital.
2. Hospital Administration has worked successfully to initiate OPD services at AIIMS Bathinda with a total of 99,832 OPD patients till date.
3. Hospital Administration was involved in starting of COVID ward facility at AIIMS Bathinda on 25<sup>th</sup> Aug.2020 with total number of 58 patients treated and discharged.
4. Hospital Administration under the guidance of Medical Superintendent office is managing a total of 300 paraclinical manpower clinical that includes Security, Sanitation, MRT etc for smooth functioning of Hospital services.
5. Hospital Administration under the guidance of Dean, AIIMS Bathinda is involved in timely starting of Hostels and new session of MBBS Students at AIIMS Bathinda.
6. Department is managing Stationery and Sanitation Stores in the Hospital as Officer in-charges.
7. As Officer in-charges for Housekeeping and Biomedical Waste Management, licencing for Biomedical and Solid Waste Management are done through Department of Hospital Administration.
8. Responsibility as Consignee for AIIMS Bathinda from procurements through GeM are also taken care by the Department of Hospital Administration
9. As Officer in-charges for Medical Records Technicians (MRTs), Department is managing Registration Counters in OPDs
10. The department is facilitating clinicians in monitoring the quality of care rendered, identify bottle necks and provide alternative solutions for smooth and better functioning of the institutions/hospitals.

### Academics and Research:

1. The Department has taken up its academic activities with keen interest since the inception.
2. Faculty in the Department are doing Intramural Research Project as Principal Investigators.

Faculty:

1. Dr Moonis Mirza

Assistant Professor

**Dr Moonis Mirza**

**PUBLICATIONS –**

1. Mirza M, Siddharth V, Garg N, Sharma DK. Outcome of care in an apex tertiary care referral institute of North India –A study of 90,000 patients. J Family Med Prim Care 2020; 9:4079-85.

**Intramural Projects****Primary Investigator:**

1. Gap analysis of Hospital signages and way-finding system in a tertiary care hospital of North India



## Department of Microbiology:

### Faculty Members

Name

Dr. Kamla Kant, Assistant Professor

Institutional responsibilities

**Nodal officer:**

- VRDL for COVID-19 ICMR RT-PCR testing lab, AIIMS Bathinda

**Member of:**

- COVID-19 committee
- TSC/DPCC, Stationery and Sanitation store
- OT construction committee
- Buyer in GeM for AIIMS, Bathinda

Extra-Institutional Responsibilities

Reviewer of National Journal

- Journal of Gastrointestinal Infections

Member of:

- Contributing member of American Society of Microbiology
- IJMM, Delhi Chapter

### Faculty Member

Name

Dr. Sivanantham Krishnamoorthi, Assistant Professor

Qualification

MBBS, Govt Vellore Medical College

MD, PGIMER, Chandigarh

Institutional responsibilities

Member of

- VRDL for COVID-19 ICMR RT-PCR testing lab, AIIMS Bathinda
- Hospital infection control committee (HICC)
- MEU/CMET, AIIMS, Bathinda
- TSC/DPCC, Chemical and Glassware Store
- OIC, Infection Control
- OIC, Chemical and Glassware Store
- TEC – N95/PPE, Furniture, BMW bins
- BOQ/TSC, Gas distribution system, drainage system of labs
- MBBS new admission for 2020 Batch reporting, AIIMS, Bathinda
- Independence Day organizing Committee

Extra-Institutional Responsibilities

Reviewer of National Journal

- Journal of Gastrointestinal Infections

Member of:

- Life time member in Society for Indian Human & Animal Mycologist
- Life time member of Indian Virological Society

### Highlights of the Department:

#### Teaching & Research:

1. Teaching and training of MBBS students

2. Training to Infection Control nurses (ICNs)
3. Training of HCW on Biosafety / Bio Medical waste Management

#### Diagnostics and Hospital services:

1. Establishment of BSL-II laboratory facility
2. Obtained registration under ICMR to start COVID-19 RT PCR testing
3. ILQC activity for RT-PCR based testing laboratories for COVID-19 – 100% concordance for the 4<sup>th</sup> quarter of 2020

#### Article Published:

##### Dr. Kamla Kant

1. Ashutosh Kumar, Muneeb A. Faiq, Vikas Pareek, Khursheed Raza, Ravi K. Narayan, Pranav Prasoon, Pavan Kumar, Maheswari Kulandhasamy, Chiman Kumari, **Kamla Kant**, Himanshu N. Singh, Rizwana Qadri, Sada N. Pandey, Santosh Kumar. "Relevance of SARS-CoV-2 related factors ACE2 and TMPRSS2 expressions in gastrointestinal tissue with pathogenesis of digestive symptoms, diabetes-associated mortality, and disease recurrence in COVID-19 patients." *Medical Hypotheses* (2020): 110271.
2. Ravi Kant Narayan, Adil Asghar, Rakesh Parashar, Chiman Kumari, **Kamla Kant**, Ashok Rastogi, Ashutosh Kumar. "A standard operative procedure for Safe-handling of Remains and Wastes of COVID-19 Patients, Bioprotocol (2020): DOI:10.21769/BioProtoc.xxxx.
3. Kumar A, Prasoon P, Kumari C, Pareek V, Faiq MA, Narayan RK, Kulandhasamy M, **Kant K**. SARS-CoV-2-specific virulence factors in COVID-19. *J Med Virol*. 2020 Oct 21. doi: 10.1002/jmv.26615. PMID: 33085084.
4. Kumar A, Pareek V, Narayan RK, **Kant K**, Kapoor C. Covid-19 in India: Dharavi's success story. *BMJ*. 2020 Aug 25;370:m3264. doi: 10.1136/bmj.m3264. PMID: 32843350.
5. Kumar A, Pareek V, Kant K. Letter to the Editor: Repurposing of an Antisepsis Drug in COVID-19 Patients. *Assay Drug Dev Technol*. 2020 Jun 3. doi: 10.1089/adt.2020.994. Epub ahead of print. PMID: 32493028.
6. Kumar A, Prasoon P, Sekhawat PS, Pareek V, Faiq MA, Kumari C, Narayan RK, Kulandhasamy M, **Kant K**. Pathogenesis guided therapeutic management of COVID-19: an immunological perspective. *Int Rev Immunol*. 2020 Oct 28:1-18. doi: 10.1080/08830185.2020.1840566. Epub ahead of print. PMID: 33111578.
7. Kumar A, Narayan RK, Kumari C, Faiq MA, Kulandhasamy M, **Kant K**, Pareek V. SARS-CoV-2 cell entry receptor ACE2 mediated endothelial dysfunction leads to vascular thrombosis in COVID-19 patients. *Med Hypotheses*. 2020 Dec; 145:110320. doi: 10.1016/j.mehy.2020.110320. Epub 2020 Sep 30. PMID: 33032170; PMCID: PMC7525265.

##### Dr. Sivanantham K:

1. Biswal, M.; **Krishnamoorthi, S.**; Bisht, K.; Sehgal, A.; Kaur, J.; Sharma, N.; Suri, V.; Sethi, S. Rickettsial Diseases: Not Uncommon Causes of Acute Febrile Illness in India. *Trop. Med. Infect. Dis.* 2020, 5(2), 59; <https://doi.org/10.3390/tropicalmed5020059>.

**Training Participated:**

Undergone 3 days training regarding COVID-19 testing by Real Time PCR from 20<sup>th</sup> July to 22<sup>nd</sup> July 2020 in the Department of Virology, PGIMER, Chandigarh.

**Conference/CME participated:**

Dr. Sivanantham K:

1. National CME on “Recent Advances and Challenges in Lower Respiratory Tract Infections” on 23<sup>rd</sup> November, 2019 conducted in PGIMER, Chandigarh.
2. 13<sup>th</sup> National conference of “Society for Indian Human & Animal Mycologist - 2020” in Jodhpur from 12<sup>th</sup> to 15<sup>th</sup> February 2020.

**Paper presented:**

Dr. Sivanantham K:

1. Oral Paper titled “Molecular diagnosis of candidemia by real time polymerase chain reaction and high-resolution melt curve analysis” was presented in SIHAM 2020, Jodhpur.

**Collaborative Projects (Under process for funding / approval):**

Dr. Sivanantham K:

1. Collaborative project with PGIMER, Chandigarh titled “Epidemiology and genetic diversity of Rickettsial pathogens causing human infections in Punjab and Chandigarh” has been approved from Research cell of AIIMS, Bathinda and to be approved by ICE, AIIMS, Bathinda.
2. Collaborative project with Central University of Punjab titled “A mechanistic study to investigate the cause-effect relationship between Corona virus induced-chronic inflammation and its long-term detrimental effects on vital organ functions in recovered COVID-19 cases” submitted for funding to GIA-DHR.

**DEPARTMENT OF OPHTHALMOLOGY****Faculty:**

1. Dr Anuradha Raj, Associate Professor
2. Dr Nikhil Agrawal, Assistant Professor
3. Dr Sanjeev Kumar, Assistant Professor

**Senior Residents:**

1. Dr Navjot Kaur
2. Dr Deepak
3. Dr Nidhi Paharia

**Departmental Achievements:**

1. Celebrated 35<sup>th</sup> National eye donation fortnight FROM 25<sup>th</sup> Aug to 8<sup>th</sup> Sept 2020 by permission of Worthy Director, AIIMS, BATHINDA
2. Organised poster competition on the theme by M.B.B.S Students eye donation awareness and winners were distributed the certificates.
3. Online webinar for the nursing officers for awareness on EYE DONATION AWARENESS
4. Organized a questionnaire-based evaluation on eye donation awareness for nursing and hospital attendants' staff
5. Got PNDT permission for starting the ultrasound of the eye on 24-9-2020
6. Organized webinar on "Telemedicine in COVID ERA".
7. Free eye check-up camp at old age home, Badal

**Departmental Publications**

1. **Raj A, Agrawal N.** Comments on: Glycerol-preserved corneal tissue in emergency corneal transplantation: An alternative for fresh corneal tissue in COVID-19 crisis. Indian J Ophthalmol 2021; 69:169.
2. **Kaur N, Raj A, Agrawal N:** An Insight to keratoconus: A corneal ectasia. Uttaranchal journal of Ophthalmology Nov 2020, Vol 14 page 15-29
3. **Paharia N, Raj A, Agrawal N:** Toxic optic neuropathy: A diagnostic dilemma. Uttaranchal journal of Ophthalmology Nov 2020, Vol 14 page 40-51
4. **Dhillon HK, Bahadur H, Raj A.** Response to comments on: A comparative study of tarsorrhaphy and amniotic membrane transplantation in the healing of persistent corneal epithelial defects. Indian J Ophthalmol 2020; 68:1504-5.

5. Dhillon HK, Bahadur H, **Raj A**. A comparative study of tarsorrhaphy and amniotic membrane transplantation in the healing of persistent corneal epithelial defects. Indian J Ophthalmol 2020; 68:29-33.
6. **Raj A**, Bahadur H. Morphological analysis of functional filtering blebs with anterior segment optical coherence tomography: A short-term prediction for success of trabeculectomy European Journal of Ophthalmology, First Published 18 May 2020.
7. **Raj A**, Dhasmana R, Bahadur H. Outcome of N- butyl cyanoacrylate tissue adhesive application. Nepal J Ophthalmol 2020; Vol 12 (23): 56-65
8. **Raj A**, Dhasmana R, Bahadur H. Suture related astigmatism after penetrating keratoplasty. Sudanese j ophthalmol. 2019; 11:48-53
9. **Raj A**, Rawat D, Bahadur H. Bilateral Idiopathic Orbital Inflammatory Syndrome, Associated With Unilateral Anterior Uveitis and Review of Literature. J Ocular Sci Opth 2019, 2(1): 180007
10. **Raj A**, Bahadur H. Glaucoma after penetrating keratoplasty: Risk factors and its management. Int J Ocul Oncol Oculoplasty 2019;5(2)
11. **Raj A** – Post Penetrating Keratoplasty Glaucoma: An Overview – Open Access Journal of Ophthalmology 2019, 4(2):000183 P1-8.
12. **Raj A**, **Agrawal N**. Comments on: Glycerol-preserved corneal tissue in emergency corneal transplantation: An alternative for fresh corneal tissue in COVID-19 crisis. Indian J Ophthalmol 2021; 69:169.
13. **Raj A**, Kaur N, **Kaur N**. Cavernous sinus thrombosis with central retinal artery occlusion in COVID-19: A case report and review of literature. Indian J Ophthalmol 2021;69:1327-9
14. **Agrawal N**. Massive corneal-epibulbar dermoid managed with pre- descemetic-DALK and SLET. German Medical Sciences. ID: OC-2020-0011
15. **Agrawal N** An insight to keratoconus: A corneal Ectasia. UKJ of Ophthalmology. 2020;14(1)15-27
16. **Agrawal N** Management of Ocular Trauma: A review (Accepted article In DOS Times)
17. **Agrawal N** Clinical Trials In Glaucoma. (Accepted article In DOS Times)

#### Books Published:

##### A. Dr Anuradha Raj

Book published Optical Coherence tomography in Penetrating keratoplasty: A boon Scholar press publication.

##### B. Book Under process:

##### Dr Anuradha Raj

Penetrating keratoplasty still gold standard: Indications, complications and management. BY Cambridge Scholars Publishing, United Kingdom

**C. Awards & Fellowships****Dr Anuradha Raj**

1. **Awarded first prize** for paper presentation in glaucoma session on Morphological analysis of functional filtering blebs with anterior segment optical coherence tomography: A short-term prediction for success of trabeculectomy” VIRTUAL CONFERENCE Delhi ophthalmological Society 2020 on 18<sup>th</sup> Dec-20<sup>th</sup> Dec 2020
2. Completed Online course on Introductory course on Basic Research Methodology and Biostatistics by INSTITUTE OF APPLIED STATISTICS in collaboration with national institute of medical statistics- ICMR & NATIONAL INSTITUTE OF CANCER PREVENTION RESEARCH -ICMR on 21st OCTOBER 2020
3. COMPLETED Online course on Good clinical practice by NIDA Clinical Trials Network on 24<sup>th</sup> July 2020
4. Completed online course ON Basic course in Biomedical Research -Cycle 3 held by NPTEL – Swayam central
5. Completed online course on research methodology by NRF from 23 January 2021-8 Feb 2021
6. Cleared offline exam held on 21 March 2021 with 86% SCORE course ON Basic course in Biomedical Research -Cycle 3 held by NPTEL– SWAYAM CENTRAL

**Dr Nikhil Agrawal**

1. Fellow Of International College Of Ophthalmology (Cornea) (FICO)
2. FAICO Cornea

**Dr Sanjeev Kumar****Research project:**

Effect of Homatropine in eyes with Fresh Vitreous Haemorrhage

**Courses completed:**

Introductory course on research methodology and biostatistics

**D. Lectures as Guest Faculty**

1. **Dr Anuradha Raj.** Paper presented on “Tonometry; Interpretations and its pitfalls” in CME ON GLAUCOMA By Bathinda Ophthalmological Society on 1st FEBRUARY 2020, Hotel Melody, BATHINDA



2. **Dr Nikhil Agrawal.** Paper presented on “Health Perspective and Glaucoma Screening” in CME ON GLAUCOMA By Bathinda Ophthalmological Society on 1st FEBRUARY 2020, Hotel Melody, Bathinda
3. **Dr Anuradha Raj.** Session chaired on cornea at 23<sup>rd</sup> Annual conference of Punjab Ophthalmology Society from 6<sup>th</sup>- 8<sup>th</sup> Dec. 2019 at Hotel Lilly Resorts, Jalandhar
4. **Dr Anuradha Raj.** Session chaired as panelist for poster evaluation on virtual cme on pathology at AIIMS, BATHINDA

#### Sanctioned Intramural research projects as Principal Investigators

1. **Dr Anuradha Raj:** Correlation between clinical and echographic measurements of optic disc cupping in glaucomatous eyes
2. **Dr Sanjeev Kumar.** Effect of Homatropine in eyes with Fresh Vitreous Haemorrhage
3. **Dr Nikhil Agrawal.** Role of second-generation inhalation steroids on Intra ocular pressure in patients diagnosed with allergic rhinitis in Indian Sub-Population.
4. **Dr Anuradha Raj.** Comparative morphometric evaluation of anterior chamber angle by anterior segment optical coherence tomography in primary angle closure glaucoma suspects after dark room prone and mydriatic provocative tests.

#### E. Papers presented

1. **Dr Anuradha Raj.** Paper presented on “Post keratoplasty glaucoma” on 23<sup>rd</sup> Annual conference of Punjab Ophthalmology Society from 6<sup>th</sup>- 8<sup>th</sup> Dec. 2019 at Hotel Lilly Resorts, Jalandhar
2. **Dr Anuradha Raj.** “Telemedicine in COVID ERA”
3. **Dr Anuradha Raj.** “Glaucoma after penetrating keratoplasty: Risk factors and its management” VIRTUAL CONFERENCE Delhi ophthalmological Society 2020 on 18<sup>th</sup> Dec- 20<sup>th</sup> Dec 2020
4. **Dr Anuradha Raj** “[Morphological analysis of functional filtering blebs with anterior segment optical coherence tomography: A short-term prediction for success of trabeculectomy](#)” VIRTUAL CONFERENCE Delhi ophthalmological Society 2020 on 18<sup>th</sup> Dec-20<sup>th</sup> Dec 2020
5. **Dr Navjot Kaur.** A case of bilateral Amyloidosis: diagnosis and management Keracon 2019.
6. **Dr Navjot Kaur.** Acute corneal hydrops: Etiology, risk factors, safety and efficacy of compression sutures and perfluorocarbons at Keracon 2019 December

**CONFERENCES ATTENDED:****(Dr Anuradha Raj)**

1. 23<sup>rd</sup> Annual conference of Punjab Ophthalmology Society from 6<sup>th</sup> to 8<sup>th</sup> Dec. 2017 at Hotel Lilly Resorts, Jalandhar
2. 78<sup>th</sup> Annual Conference of ALL INDIA OPHTHALMOLOGICAL SOCIETY on 13<sup>th</sup> to 16<sup>th</sup> Feb, 2020, Gurugram, Haryana,
3. Virtual Annual conference of Intraocular Implant & Refractive Society, India IIRSI 19-20th September 2020
4. Virtual pathology CME on DEC 10<sup>th</sup> 2020
5. Virtual Conference KERACON 2020 from 11<sup>th</sup>-13<sup>th</sup> December
6. VIRTUAL CONFERENCE Delhi ophthalmological Society 2020 on 18<sup>th</sup> Dec-20<sup>th</sup> Dec 2020

**PAPERS PRESENTED****(Dr Anuradha Raj)**

1. Paper presented on “Post keratoplasty glaucoma” on 23<sup>rd</sup> Annual conference of Punjab Ophthalmology Society from 6<sup>th</sup> - 8<sup>th</sup> Dec. 2019 at Hotel Lilly Resorts , JALANDHAR
2. Paper presented on “Tonometry” in CME ON GLAUCOMA By Bathinda Ophthalmological Society on 1<sup>st</sup> FEBRUARY 2020, Hotel Melody, BATHINDA
3. PAPER PRESENTED ON “ Telemedicine in COVID ERA”.
4. Paper presented on Clinical meet on topic ‘Ophthalmic disasters’
5. Paper presented on “Glaucoma after penetrating keratoplasty: Risk factors and its management” VIRTUAL CONFERENCE Delhi ophthalmological Society 2020 on 18<sup>th</sup> Dec-20<sup>th</sup> Dec 2020
6. Paper presented on “Morphological analysis of functional filtering blebs with anterior segment optical coherence tomography: A short-term prediction for success of trabeculectomy” VIRTUAL CONFERENCE Delhi ophthalmological Society 2020 on 18<sup>th</sup> Dec-20<sup>th</sup> Dec 2020

**Dr Navjot Kaur****Publications:**

1. Kaur N, Raj A, Agrawal N. An insight to keratoconus: A corneal ectasia. Uttarakhand journal of ophthalmology 2020; 14:1, pp 15-29.

**Presentations:**

1. A case of bilateral Amyloidosis: diagnosis and management Keracon 2019.
2. Acute corneal hydrops: etiology, risk factors, safety and efficacy of compression sutures and perfluorocarbons.

**Conferences attended:**

1. Keracon 2019

**Lectures:**

Eye donation awareness programme during eye donation fortnight 2020

---

**DEPARTMENT OF ORTHOPAEDICS**

Dr Tarun Goyal  
Dr Pankaj Sharma  
Dr Kavin Khatri  
Dr Gapanpreet Singh  
Dr Lakshman Das

Associate Professor  
Assistant Professor  
Assistant Professor  
Assistant Professor  
Senior Resident

Department of orthopaedics started its clinical services after the inauguration of outpatient facility at the AIIMS Bathinda on 23rd December 2019. Our faculty of four consultants has worked efficiently and relentlessly to render best patient outcomes and satisfaction. The department has grown by leaps and bounds in last one year.

**Clinical services**

Department of orthopaedics has witnessed the busiest outpatient clinic at AIIMS Bathinda.

1. 23,130 patients were seen physically in the OPD
2. 480 patients were given consultations via tele-consultation
3. 435 procedures have been performed in the department (this includes intra-articular injections and other minor procedures)
4. In collaboration with the department of radiodiagnosis, orthopaedics has been routinely undertaking interventional procedures such as biopsies aspirations and injections.
5. 121 Plaster applications Have been performed in last one year.
6. Besides, the department is providing regular consultations via E-Sanjeevani since its launch.
7. With the help of nursing staff and technicians posted in the department of orthopaedics, we have been running ergonomic and exercise training to the patients for management of routine musculoskeletal problems.
8. Department has started a unique tele-rehabilitation initiative in wake of COVID-19 pandemic. Exercises customised to the need of the patients are sent to them electronically and they are being followed up for the clinical progress.

**Academics**

1. The department has taken up its academic activities with keen interest since the inception. About 50 seminars/ journal club and case discussion have been presented by the faculty in the department in last one year.
2. The department organised a webinar on world arthritis day 12 October 2020. Eminent rheumatologist from PGIMER Chandigarh Dr Varun Dhir spoke on management of rheumatoid arthritis by primary care physician.
3. The department organised first international CME of the institute on “Management of massive rotator cuff tears” on 17 October 2020. Four international speakers, experts in the field of complex shoulder surgeries spoke on contemporary treatment of complex Rotator cuff tears.
4. The first batch of undergraduate students is being routinely posted in orthopaedics OPD.

**Audit and research:**

1. The department has started dedicated tumours and tuberculosis registry for the patients attending the outpatient clinic.
2. Dedicated CTEV clinic is held every Thursday. Department has collaborated with world's renowned CTEV NGO “CURE” to provide free splints for the children.

**Dr Tarun Goyal**

**PUBLICATIONS – *Indexed in Pubmed***

1. Ansari S, Goyal T, Kalia RB, Paul S, Singh S. Prediction of collapse in femoral head osteonecrosis: role of volumetric assessment. *Hip Int.* 2020 Dec 18;1120700020978587. doi: 10.1177/1120700020978587. Epub ahead of print. PMID: 33334177.
2. Goyal T, Paul S, Kundu Choudhury A, Kalonia T. Monoarticular synovitis of knee: dealing with the dilemma. *SICOT J.* 2020;6:48. doi: 10.1051/sicotj/2020044. Epub 2020 Dec 11. PMID: 33306021.
3. Goyal T, Singh G, Kumar Tripathy S, Schuh A, Veerappa LA, Kumar Sen R. Acetabulum fractures in elderly: A systematic review of fracture pattern and treatment. *J Clin Orthop Trauma.* 2020 Nov-Dec;11(6):989-1001. doi: 10.1016/j.jcot.2020.09.008. Epub 2020 Sep 12. PMID: 33192001; PMCID: PMC7656468.
4. Veerappa LA, Tippannavar A, Goyal T, Purudappa PP. A systematic review of combined pelvic and acetabular injuries. *J Clin Orthop Trauma.* 2020 Nov-Dec;11(6):983-988. doi: 10.1016/j.jcot.2020.09.017. Epub 2020 Sep 22. PMID: 33192000; PMCID: PMC7656481.
5. Goyal T, Sethy SS, Paul S, Choudhury AK, Das SL. Good validity and reliability of forgotten joint score-12 in total knee arthroplasty in Hindi language for Indian population. *Knee Surg Sports Traumatol Arthrosc.* 2020 Jun 29. doi: 10.1007/s00167-020-06124-z.
6. Tripathy SK, Varghese P, Srinivasan A, **Goyal T**, Purudappa PP, Sen RK, Chandrappa MH. Joint awareness after unicompartmental knee arthroplasty and total knee arthroplasty: a systematic review and meta-analysis of cohort studies. *Knee Surg Sports Traumatol Arthrosc.* 2020 Oct 19. doi: 10.1007/s00167-020-06327-4. Epub ahead of print. PMID: 33078218.
7. Ansari S, Barik S, Singh SK, Sarkar B, Goyal T, Kalia RB. Role of 3D printing in the management of complex acetabular fractures: a comparative study. *Eur J Trauma Emerg Surg.* 2020 Sep 11. doi: 10.1007/s00068-020-01485-z. Epub ahead of print. PMID: 32918149.
8. Schuh A, Sesselmann S, Handschu R, Goyal T. Der ganze Stamm von Wucherungen übersät. *MMW Fortschr Med.* 2020 Sep;162(15):11. German. doi: 10.1007/s15006-020-1456-x. PMID: 32895806.
9. Jha RK, Sen RK, Tripathy SK, Gopinathan NR, Goyal T, Sharma SK. Cross-cultural validation of Hindi version Knee Injury and Osteoarthritis Outcome Score (KOOS) in osteoarthritis knee. *Knee Surg Sports Traumatol Arthrosc.* 2020;10.1007/s00167-020-06211-1.
10. Sethy SS, Goyal T, Paul S, Das SL, Choudhury AK, Kalia RB. Translation and Validation of Forgotten Joint Score for Total Hip Arthroplasty for Indian Population. *Indian J Orthop.* 2020 Aug 17;54(6):892-900. doi: 10.1007/s43465-020-00228-x. PMID: 33133413; PMCID: PMC7573040.
11. Goyal T, Choudhury AK, Gupta T. Are Three Doses of Intravenous Tranexamic Acid more Effective than Single Dose in Reducing Blood Loss During Bilateral Total Knee Arthroplasty? *Indian J Orthop.* 2020 Aug 14;54(6):805-810. doi: 10.1007/s43465-020-00231-2. PMID: 33133403; PMCID: PMC7572996.

12. Goyal T, Paul S, Das L, Choudhury AK. Correlation between anthropometric measurements and activity level on length and diameter of semitendinosus tendon autograft in knee ligament surgery: A prospective observational study. *SICOT J.* 2020;6:23.
13. Goyal T, Azam MQ, Syed A, Paul S. Simultaneous single-stage versus two-staged bilateral total knee arthroplasty: a prospective comparative study. *Int Orthop.* 2020;44(7):1305-1310.
14. Goyal T, Paul S, Sethy SS, Choudhury AK. Outcomes of ketorolac versus depomedrol infiltrations for subacromial impingement syndrome: a randomized controlled trial. *Musculoskelet Surg.* 2020 May 22. doi: 10.1007/s12306-020-00667-7.
15. Goyal T, Harna B, Taneja A, Maini L. Arthroscopy and COVID-19: Impact of the Pandemic on Our Surgical Practices. *Journal of Arthroscopy and Joint Surgery* 2020.
16. Goyal T, Jain A, Ansari S, Paul S, Anthony ML. Intra-articular Partial Acetabular Resection and Allograft Reconstruction for Synovial Sarcoma. *J Orthop Case Rep.* 2020 Dec;10(9):33-37. doi: 10.13107/jocr.2020.v10.i09.1894. PMID: 34169014; PMCID: PMC8046444.
17. Paul S, Goyal T, Yadav AK. Association between functional outcome scores and MRI-based structural integrity after rotator cuff repair: a prospective cohort study. *Arch Orthop Trauma Surg.* 2021 May 21. doi: 10.1007/s00402-021-03938-5. Epub ahead of print. PMID: 34019146.
18. Sen RK, Tripathy SK, Goyal T, Aggarwal S, Kashyap S, Purudappa PP, Chandrappa MH. Complications and Functional Outcome of Femoral Head Fracture-Dislocation In Delayed and Neglected Cases. *Indian J Orthop.* 2021 Jan 3;55(3):595-605. doi: 10.1007/s43465-020-00309-x. PMID: 33995862; PMCID: PMC8081802.
19. Goyal T, Paul S, Choudhury AK, Abdusamad V. Use of Osteochondral and Meniscal Allografts from Bone Cuts of Total Knee Arthroplasty for the Treatment of Tibial Plateau Malunions: A Case Series of Four Patients Showing Early Results. *Indian J Orthop.* 2021 Jan 28;55(2):375-383. doi: 10.1007/s43465-020-00347-5. PMID:33927816; PMCID: PMC8046859.
20. Goyal T, Paul S, Sethy SS, Choudhury AK. Reconstruction of a Chronic Posterior Dislocation of the Shoulder using a Limited Posterior Deltoid-splitting Approach: A Case Report. *J Orthop Case Rep.* 2020 Nov;10(8):88-92. doi:10.13107/jocr.2020.v10.i08.1874. PMID: 33708720; PMCID: PMC7933629.
21. Goyal T, Paul S, Schuh A, Choudhury AK. Pie-crusting of proximal medial collateral ligament for correcting varus deformity in total knee arthroplasty. *Eur J Orthop Surg Traumatol.* 2021 Jan 23. doi: 10.1007/s00590-020-02849-2. Epub ahead of print. PMID: 33484344.
22. Goyal T, Paul S, Banerjee S, Das L. Outcomes of one-stage reconstruction for chronic multiligament injuries of knee. *Knee Surg Relat Res.* 2021 Jan 7;33(1):3. doi:10.1186/s43019-020-00083-y. PMID: 33413666; PMCID: PMC7792069.
23. Goyal T, Sethy SS, Ansari S, Das L, Paul S. Use of Acetate Templates Over DigitalRadiographs for Templating in Total Hip Arthroplasty: Technique and Its Validation. *Indian J Orthop.* 2020 Nov 3;55(Suppl 1):81-87. doi: 10.1007/s43465-020-00300-6. PMID: 34122759; PMCID: PMC8149513.



**Chapter in Book**

Tibial Plateau Fractures, In Elsevier Point of Care, Trauma

**Ongoing Extramural Research Projects**

1. In vitro study of elution kinetics and biological activity of Piperacillin/Tazobactam and Gentamicin in acrylic bone cement
2. In vitro elution kinetics and antibacterial activity of cefepime and metronidazole in bone cement

**Intramural Projects****Primary Investigator:**

Association between reproductive factors and osteoarthritis of the knee joint in Indian females.

**Co-investigator:**

1. Clinico radiological evaluation and correlation between magnetic resonance imaging and clinical presentations in degenerative canal stenosis.
2. PRP injection in 1<sup>st</sup> CMC joint Arthritis.
3. Neck ROM in turbaned vs non-turbaned population, implication on difficult airway access.
4. Gap analysis of Hospital signages and way-finding system in a tertiary care hospital of North India

**ORGANISATIONAL :**

- Organising Chairperson: Symposium on massive rotator cuff tears 2020.
- Guest lecture on Management of Inflammatory arthritis by primary care physician, by Dr Varun Dhir, Additional Professor, PGIMER Chandigarh.
- Organising secretary of 39<sup>th</sup> Annual Conference of North Zone Orthopaedic Association 2020
- Organising secretary of AIIMS Shoulder Arthroscopy Course 2019.

**AWARDS & FELLOWSHIPS**

1. Fellow American College of Surgeons
2. BOA-BIOS Travelling fellowship, Liverpool, UK 2019
3. SICOT Fellowship 2019, Italy

**Presentations as invited faculty**

1. Emergency Management of acute Spinal Cord Injuries, AIIMS Gorakhpur. 2020
2. Techniques of meniscal repair. Annual conference of North Zone Orthopaedic Association. 2020
3. Indications of Unicondylar Knee Arthroplasty. Annual conference of North Zone Orthopaedic Association. 2020
4. Direct anterior approach for THA. Annual Conference of Telangana Orthopaedic Association. Nizambad. 2020
5. Tibial Plateau fractures: Raft Screws. Knee Symposium. Amritsar. 2020

**Dr Pankaj Kumar Sharma****➤ Award**

Best Arthroscopy Paper Award' SKICON 2020.

**➤ Guest lecture**

'Septic bone defects, management.' 39th Annual Conference of North Zone Orthopaedic Association, (NZOACON-2020) AIIMS Rishikesh, 14-16 Feb, 2020, Rishikesh.

**➤ Projects submitted:****Primary Investigator:**

- 1) Clinico- radiological evaluation and correlation between magnetic resonance imaging and clinical presentations in degenerative canal stenosis.

**Co-investigator:**

- 2) Association between reproductive factors and osteoarthritis of the knee joint in Indian females.
- 3) Effect of Jaw and Neck Exercises on Parameters of Airway Assessment"
- 4) Neck ROM in turbaned vs non-turbaned population, implication on difficult airway access.

**➤ Book Chapter:**

Arthroscopic management of inflammatory arthritis affecting the elbow. Springer book\_Lui\_Arthroscopy and Endoscopy of the Hand, Wrist and Elbow-Principles and Practices\_89052578

**➤ Publications/Research articles**

- 1) "Prospective evaluation of relationship between MRI findings and ASIA score to predict neurological recovery in acute traumatic spinal cord injury.": Singh R, Meena VS, **Sharma P**, Kaur K, Svareen (2020) Int J Spine Res 2(1): 008-013. DOI: <https://dx.doi.org/10.17352/ijsr.0000008>.
- 2) Electrophysiological Study in Acute Spinal Cord Injury Patients: Its Correlation to Neurological Deficit and Subsequent Recovery Assessment by ASIA Score. Singh, R., Wadhwani, J., Meena, V.S., **Sharma P**, Kaur K et al. JOIO (2020). <https://doi.org/10.1007/s43465-020-00108-4>"
- 3) Outcome of Arthroscopic Stabilization of Anterior Shoulder Instability using All-Suture Anchor Technique. Ashish Devgan, Sujit Kumar Singh, Kshitish Chandra Behera, Umesh Yadav, **Pankaj Sharma**, Amandeep Verma, & Karunesh Ranjan. JPOA (2020), 32(01), 24-28.
- 4) Rohilla, R, **Sharma P**, Wadhwani J, Rohilla, S, Beniwal, R, Singh R, Devgan A. (2019). Prospective randomized comparison of quality of regenerate in distraction

osteogenesis of ring versus monolateral fixator in patients with infected nonunion of the tibia using digital radiographs and CT. The Bone & Joint Journal. 101-B. 1416-1422. 10.1302/0301-620X.101B11.BJJ-2019-0189.R1.

➤ **Presentations:**

- 1) Oral Paper Presentation 40<sup>th</sup> SICOT Annual World Congress, Muscat, Oman, 2019  
*“To evaluate the functional outcome of platelet rich plasma infiltration in plantar fasciitis”*
- 2) Oral Paper Presentation 40<sup>th</sup> SICOT Annual World Congress, Muscat, Oman, 2019  
*“Ponseti methods of treatment for non-idiopathic club Feet: - A retrospective evaluation.”*
- 3) Oral Paper Presentation “Gold Medal Category, SPEEDCON-2020, Gurugram, Haryana, "Epidemiological screening of chronic backache in young population in tertiary care centre and its correlation with osteoporosis".
- 4) Oral case presentation 'Delta Phalanx of Proximal Phalanx of the Great Toe with Angular Deformity' Combined BOFAS / IFAS Clinical Decision Making in Foot & Ankle Surgery Interactive web-based Course, 26<sup>th</sup> July 2020.
- 5) Oral Paper Presentation “Comparative clinico-radiological evaluation of osteosynthesis in fragility fractures of hip using extramedullary and intramedullary implants” ISTAC Trauma 2020
- 6) Poster Paper Presentation “Patterns of paediatric spinal trauma and its association and risk evaluation; A retrospective appraisal” ISSICON 2020.
- 7) Oral Paper Presentation Comparative evaluation and effectiveness of primary bipolar arthroplasty in treatment of unstable intertrochanteric fractures in geriatric population; GOSICON 2020.

**Dr Kavın Khatri**

**Publications**

- 1) Book chapter: Kavın Khatri, Deepak Bansal and Karan Rajpal (April 22nd 2020). Management of Flexion Contracture in Total Knee Arthroplasty, Knee Surgery - Reconstruction and Replacement, João Bosco Sales Nogueira, José Alberto Dias Leite, Leonardo Heráclio Do Carmo Araújo and Marcelo Cortez Bezerra, IntechOpen, DOI: 10.5772/intechopen.90417.
- 2) Letter to editor: Sidhu GK, Khatri K, Jindal S: APENG vis-à-vis PENG Regional Anesthesia & Pain Medicine 2020;45:564.

Presentation:

Best poster award at Indian society for trauma and acute care conference 2020: Cemented calcar replacement versus long stem cemented hemiarthroplasty in unstable intertrochanteric fractures in octogenarians

**Dr Gaganpreet Singh**

**Publications:**

1. Acetabulum fractures in elderly: A systematic review of fracture pattern and treatment  
September 2020 Journal of Clinical Orthopaedics and Trauma
2. Acetabulum fractures in elderly: A systematic review of fracture pattern and treatment  
September 2020 Journal of Clinical Orthopaedics and Trauma

**Presentation:**

Presented lecture on “clavicle fractures” at North Zone conference of orthopaedics at AIIMS Rishikesh.

**Project:**

CO-PI in “PRP injection in 1<sup>st</sup> CMC joint Arthritis.”

## DEPARTMENT OF PAEDIATRIC SURGERY

Dr. Navdeep Singh Dhoat, Associate Professor and HOD

### ABOUT THE DEPARTMENT

The department of Paediatric Surgery was started with establishment of AIIMS Bathinda by Ministry of Health and Family Welfare Govt. of India on 23<sup>rd</sup> December 2019. As Department of Paediatric Surgery is contributing backbone of any hospital, my department has been one of the key departments among all clinical specialties.

The Department works with a vision of serving the patients with multitude of Paediatrics and Paediatric surgical ailments and I am working tirelessly to provide the most dedicated patient care, academic and research work, thereby contributing in making the institute center of excellence in all respect.

### HIGHLIGHTS

- a. Paediatric Surgery OT was started and total of 18 cases was done.
- b. Day care services for these OT patients were also provided by the Paediatric Surgery department.
- c. Department has the OPD in institute in the 1<sup>st</sup> Jan to 31<sup>st</sup> March, 2021 and OPD service was provided to 474 patients from far flung areas of the region.
- d. Telemedicine services including virtual Paediatric Surgery and Paediatrics have been provided successfully to 50 patients.
- e. E-Sanjeevani services were made available to whole of north India region.
- f. Clinical Teaching: - The department has been conducting theoretical & practical teaching of undergraduates in Paediatrics and Paediatric Surgery and I have made best effort to make these classes as interactive as possible.
- g. Department of Paediatric Surgery is successfully doing OPD, Clinical meeting, Clinical teaching and Classes
- h. Clinical meet on “Interesting Cases in Paediatric surgery” was presented by the department of Paediatric Surgery.
- i. Series of clinical teaching of faculty members and senior residents regarding management of SARS COV-19 were conducted.

Dr. Navdeep Singh Dhoat

### Projects: Non-Funded

1. To study the clinical spectrum, demographic profile and parent satisfaction of patients attending telehealth services in paediatric surgery OPD during COVID-19 pandemic at a tertiary care centre in north India.

**Projects: Funded (Approved)**

2. To start testing and treatment for Haemoglobinopathies and Hemophilia. Approved by NHM, Punjab

**Pending Funded Projects – (Awaiting Approval)**

1. Mission Program on Pediatric Rare Genetic Disorders
2. Molecular and functional analysis of blood cells in muscular dystrophy
3. Multi-centric Approach to understand Omics of Gaucher Disease
4. Clinical and Molecular characterization of Primordial Dwarfism (PD) in Indian Patients

**International (Virtual)**

Webinar and Live discussion emed4u (London) Paediatric Surgery

**Book (First Author), Submission: 2021 eBook, scholar publishing, Birmingham, UK**

The study of clinical and radiological profile in patients of head injury

**Award**

1. (Outstanding Clinician in Paediatric Surgery): Selected for 4th Venus International Healthcare Awards – VIHA 2021
2. MNAMS

**CONFERENCES/CME/WORKSHOPS Attended/ organised**

1. Organised virtual cme on “challenges in young hypertension” conducted on 26 march 2021 and organized the cme as organizing secretary. Eminent speaker’s dr ramakrishanan, dr manoj reddy, dr ramil goel and dr vinay pandit delivered lectures on approach to a patient with young htn, management, sudden cardiac death, and newer perspectives in cad in young. Around 280 participants participated in the cme. E-poster presentation by students from all over india was done.

**Attended**

1. Fibroscan Screening Clinic Attended In The Department Of General Medicine On 16 March 2021. Around 90 Patients Underwent Free Fibro Scan.
2. Liver Awareness Workshop Conducted For Nursing Officers And Junior Residents On 21 March 2021 And Attended Lectures On Non-Alcohol Fatty Liver Disease And Fibroscan.
3. World Tuberculosis Day Was Observed By Different Activities From 23/3/21 To 26/3/2021 In Collaboration With District Tb Cell Bathinda Punjab. Acted As An Organizing Committee Member For The Above Tb Day.
4. Organised Virtual Cme On “Challenges In Young Hypertension” - 26 March 2021
5. Course: Covid -19 Integrated Healthcare Training Course, Cmc,Vellore, Feb 2021(Trainer Now)

**COVID - 19 Training done**



TOT on Acute and Critical Care Management in Covid – 19 Patients (AIIMS, Bathinda) – 22nd and 23rd January 2021

COVID -19 Integrated Healthcare Training Course, CMC, Vellore. Feb 2021

#### **COVID - 19 Trainer**

COVID -19 Integrated Healthcare Training Course, CMC, Vellore. Successfully Trained first batch of Junior residents and nursing officer

#### **Member of Indian Medical Association (Bathinda)**

(Registration No. - PUN/4130/2/562/146037/2009–10/L)

The Society of Laparoscopic and Robotic Surgeon Indian Medical Association (Bathinda)

#### **Projects**

##### **Non-Funded**

##### **Research projects**

Title of the project	Role (Principal Investigator or Co- PI	Funding Agency/No	Amount of the project	Duration of the project (specify
To study the clinical spectrum, demographic profile and parent satisfaction of patients attending telehealth services in paediatric surgery OPD during COVID-19 pandemic at a tertiary care centre in north India.	Principal Investigator	No	Nil	
To start testing and treatment for Haemoglobinopathies and Hemophilia. Approved by NHM, Punjab	Nodal officer	Yes		

## DEPARTMENT OF PATHOLOGY

The Department of Pathology plays important role in providing a platform for medical education, training, health care, to develop a pattern of teaching in undergraduate and postgraduate medical education in all its branches. As a diagnostic department, we aim to cater to patient's needs by creating all the laboratory facilities with all the updated advancement technologies aimed to improve the area of investigative medicine and expansion of test profiles to meet patients' requirement. The diagnostic subspecialties within this Department include Histopathology, Cytopathology, Haematology, Clinical Pathology and Blood Bank.

Sr. No	Name of faculty	Designation
1.	Dr. Manjit Kaur	Assistant Professor & Incharge
2.	Dr. Manmeet Kaur	Assistant Professor
3.	Dr. Jasmeen Kaur	Assistant Professor

### Departmental activities

#### 1. Academic activities Second Professional MBBS educational activities:

- MBBS second professional training activity includes theory and practical classes. Theory classes are planned virtual as well as physical lectures, tutorials, discussions and seminar presentations with assessment of student by test post completion of chapter.
- In practical hours, small group discussions, skill-based exercises followed by discussions has been planned.
- New initiative/ development for teaching and training of Second professional: Department of Pathology conducted Poster presentation sessions on virtual platform on integrated teaching for certain important diseases.

#### 2. Diagnostic services

Diagnostic services provided by Department of Pathology are as follows

- **Hematology:** Complete blood count with 36 parameters, peripheral blood film, screening for hemoparasites, ready to provide Reticulocyte counts, ESR and coagulation profile including PT, APTT, D-Dimer, Fibrinogen.
  - **Cytology:** Fine Needle Aspiration Cytology, Exfoliative cytology including Fluid cytology, Pap smear.
  - **Histopathology:** Review/ second opinion on outside slides and blocks.
  - **Clinical Pathology:** Urine routine and microscopy
  - **Additional responsibility:** Blood collection centre and Blood bank
3. **Future plans:** In near future, we plan to start Histopathology, LBC, HPLC, Immunohistochemistry and Flowcytometry
4. **Achievements:**
- Department has been enrolled under EQAS (National programme) for Diagnostic histopathology and Minimum Data Set Reporting
  - 1<sup>st</sup> Virtual CME entitled "Understanding of advances in Pathology" on dated 10.12.2020. Over 500 delegates get participated from all over India.

**Faculty activities:****1. Dr. Manjit Kaur Rana, Assistant Professor & Incharge**

<b>Projects</b>					
	<b>Title</b>	<b>Role</b>	<b>Agency</b>	<b>Cost</b>	<b>Status</b>
1.	To start testing and treatment for Haemoglobinopathies and Hemophilia	Principal-Investigator	MoHFW	--	Ongoing
2.	A prospective study to evaluate Anaemia as Disease burden in Geriatric patients at a Tertiary care centre in Punjab	Principal-Investigator	AIIMS Bathinda	Not Funded	Ongoing
3.	To evaluate association of Human Papillomavirus infection in breast cancer in Malwa Region of Punjab	Principal-Investigator	ICMR-DHR	45 lacs	Under review
4.	Cancer Immunology & Immunotherapy – Modulating miRNA's and MAPKinome for enhancing the sensitivity of Metastatic Non Small Cell Lung Cancer for Immunotherapies.	Co-investigator	DBT	1crore	Under review
5.	Understanding the role of immunogenetics in governing outcome of COVID 19 infections at AIIMS Bathinda	Co-investigator	ICMR-DHR	35 lacs	Under review
6.	To evaluate the efficacy of new hematological parameters for screening of COPD patients in tertiary care hospital.	Co-Investigator	AIIMS Bathinda	Not Funded	Ongoing
7.	Regulatory role of	Collaboration	Indo-Russian	30 Lacs	Ongoing

- long non-coding RNA in breast cancer pathogenesis”.
8. Evaluation of Long non-coding RNA as Protective biomarker to chemoradiation therapy for esophageal cancer patient in the Malwa region of Punjab  
Co-investigator      DST      71 Lacs      Under review
  9. Role of Cardiac biomarkers in prediction of early cardiac involvement, disease severity, morbidity and mortality of COVID-19 patients  
Co-investigator      AIIMS Bathinda      Non-funding      Not feasible at present
  10. Hospital Based Cancer Registry  
Co-investigator      National Cancer Registry, Bangalore      ----      Ongoing

**Publications**

- |    | <b>Title</b>  | <b>Journal</b>                               | <b>National/ International</b> | <b>Year</b> |
|----|---|--|--------------------------------|-------------|
| 1. | Comprehensive Histopathological Examination and Breast cancer: An Institutional Analysis      | APALM  | National                       | Jan 2020    |
| 2. | Circulating microRNA-590-5p functions as a liquid biopsy marker in non-small cell lung cancer | Cancer Science                               | International                  | March 2020  |
| 3. | HPV and Carcinoma Breast: An Institutional experience (Abstract published)                    | Indian journal of Pathology and Microbiology | National                       | Dec 2019    |
| 4. | Long Non-coding RNAs as Strategic Molecules to Augment  | International Journal of Molecular Sciences  | International                  | Sept 2020   |

the radiation Therapy  
in Esophageal  
Squamous Cell  
Carcinoma

5. Stakeholder collaboration government, private sector and non-governmental organizations can build pediatric oncology services in India  
Pediatric Hematology International Oncology Dec 2020
6. Evolution of use of Frozen section in Breast Cancer: A review (accepted)  
Journal of cancer Sciences and Clinical Therapeutics International Jul 2020
7. Epigenetic Programming of Cancer-Related Inflammation byncRNA Rheostat: Impact on Tumor Directed Immune Therapies.

#### Books/ Chapters Published

- |    | Title  | Book Name | National/<br>International | Year     |
|----|--|-----------|----------------------------|----------|
| 1. | Geriatric Anaemia (accepted)   | Geriatric | International              | Dec 2020 |
| 2. | Rana APS, Rana MK. Papillary Neoplasm of Breast-Changing Trends in Diagnosis and Management, 10.5772/intechopen.100115 |           |                            |          |

#### Scientific Conference presentation/Awards:

- | Faculty name | Conference | National/<br>International | Poster/Oral/Chair/session/Award | Year |
|--------------|------------|----------------------------|---------------------------------|------|
|--------------|------------|----------------------------|---------------------------------|------|

- |    |                      |  |          |                     |          |
|----|----------------------|--|----------|---------------------|----------|
| 1. | Dr. Manjit kaur Rana | APCON 2019   | National | Poster Presentation | Dec 2019 |
| 2. | Dr. Manjit Kaur Rana | Online training Workshop on “Functioning of HBCRs” | National | Participated        | Dec 2020 |

#### Other achievements

- |    |                                |                             |                 |  |          |
|----|--------------------------------|-----------------------------|-----------------|--|----------|
| 1. | Organizing Secretary           | 1 <sup>st</sup> Virtual CME | AIIMS, Bathinda |  | Dec 2020 |
| 2. | Enrolled department under EQAS |                             |                 |  |          |

G. **Lectures as Guest Faculty:** The awareness and prevention of Female cancer, Department of Zoology, Central University of Punjab

H. **Extramural Research Projects:** Nil

I. Workshops/ Conferences Organised

**Dr. Manjit Kaur Rana:** Organizing Member

#### 2. Dr. Manmeet Kaur, Assistant Professor

##### Projects

Title	Role	Agency	Cost	Status
1 Establishment of population based cancer registry in the Bathinda, District of Punjab, India	Co-investigator	Non-funded		Ongoing
2 To evaluate the efficacy of new haematological parameters for COPD patients in tertiary care hospitals	Co-investigator	Non-funded		Ongoing

##### Publications

Title	Journal	National/ International	Year	Sl No.
1 Histopathological evaluation and hormonal receptor status of breast carcinoma after neoadjuvant chemotherapy.	Nigerian Journal of Surgery	International	Sept 2020	---
2 Hypertrophic cardiomyopathy as sudden cause of cardiac death: An autopsy study.	Indian Journal of Forensic Medicine and Toxicology	National	Oct 2020	---
3 Recurrent Dermatofibrosarcoma Protuberans of the Vulva: A	J Family Reprod Health.	International	Feb 2021	--

Rare Occurrence and Review of Literature.

- 4 Unwarranted hysterectomy in a J Med Case Rep. International Feb 2021 -  
 . case of oro-vaginal- vulvar  
 lichen planus in a young woman:  
 a case report.

#### Scientific Conference presentation/Awards:

Faculty name	Conference	National/ International	Poster/Oral/Chair/session/Award	Year
1 Dr. Manmeet Kaur	Delegate in 61 <sup>st</sup> Annual Conference of IHBT, organised by PGIMER, Chandigarh.	National	Attended	Dec 2020
2 Dr. Manmeet Kaur	Delegate in XIX Annual meeting on management of cancer by TMC, Mumbai.	National	Attended	Jan 2021

#### Other achievements

- 1 Completion of Basic course in Biomedical Research with March to June; 2020 cycle and final examination in December; 2020 conducted by ICMR and NIE.
- 2 Completed an online course in Hematology and Aspiration Cytology using digital slides from 15<sup>th</sup> September; 2020 to 3<sup>rd</sup> February; 2021
- 3 Completed course on COVID 19 by WHO: For operational planning guidelines to support country preparedness and response.
- 4 Co-guided and thesis of DNB titled 'Role of Contrast Enhanced Ultrasound for Evaluation of Hepatobiliary Lesions and Correlation with Cytopathological Findings' in August; 2020
- 5 Organizing Member 1<sup>st</sup> Virtual CME of Pathology Department, AIIMS, Bathinda Dec 2020

### 3 Dr. Jasmeen Kaur, Assistant Professor

#### Projects

Title	Role	Agency	Cost	Status
1. The utility and efficacy of PRP in carpometacarpal osteoarthritis in patients visiting AIIMS Bathinda	Principal-Investigator	AIIMS Bathinda	Non-Funded	Ongoing
2. To evaluate the efficacy of new hematological parameters for screening of COPD patients in tertiary care hospital.	Principal-Investigator	AIIMS Bathinda	Non-Funded	Ongoing
3. A prospective study to evaluate Anaemia as Disease burden in Geriatric patients at a Tertiary care centre in Punjab	Co-Investigator	AIIMS Bathinda	Non-Funded	Ongoing



Title	Journal	National/ International	Year
1. The utility of bone marrow biopsy in underlying case of Hodgkin's Lymphoma. A case report in young male	(SR 20810121008)		
2. Metastatic Signet ring cell adenocarcinoma an autopsy finding in myocardium. A rare case report	(SR 20810155459)		
3. Hydatid cyst – spleen and right uterine adnexa	(ART 20196065)		

**Scientific Conference presentation/Awards:**

Faculty name	Conference	National/ International	Poster/Oral/C hair/session/A ward	Year
1. Dr. Jasmeen Kaur	HEMATOCON 2020 BY PGIMER CHANDIGARH	National	Attended	2020

**Other achievements**

1. Organizing Member	1 <sup>st</sup> Virtual CME	AIIMS, Bathinda		Dec 2020
2. Membership: Indian Association of Pathology and Microbiology				

## Department of Pharmacology

### A. Publications

1. Singh SP, Amar S, Gehlot P, Patra SK, Kanwar N, **Kanwal A**. Mitochondrial modulations, autophagy pathways shifts in viral infections: Consequences of COVID-19. *Int J Mol Sci*. 2021;22(15):8180.
2. Raj S, Dsouza LA, Singh SP, **Kanwal A**. Sirt6 deacetylase: A potential key regulator in the prevention of obesity, diabetes and neurodegenerative disease. *Front Pharmacol*. 2020;11:598326.
3. **Kanwal A**, Singh SP. Clinical application of the main viral proteinase (mpro or 3clpro) inhibitors for Coronavirus therapy. *Biomedical Journal of Scientific & Technical Research*. 2020;30(3):23352–4.

### B. Book Chapter

Kanwar N, Anushree, Divya, Singh SP, Bharati S, **Kanwal A**. Biological systems and nanopharmacokinetics. In: Thorat ND, Kumar N, editors. *Nano-Pharmacokinetics and Theranostics*. San Diego, CA: Elsevier; 2021. p. 153–70.

### C. Extramural Research Projects in following format

S No	Name of Project	Funding agency	Amount of funding
1.	Exploring the role of mitochondria targeted antioxidants against chemotherapy induced side effects in mice heart.	ICMR, New Delhi	Rs. 36,79,200/-

### D. Sanctioned Intramural research projects

Health-related quality of life in patients with epilepsy receiving anti-epileptic drugs in a tertiary care teaching hospital in north India a cross-sectional study. Principal Investigator

**Dr. Abhinav Kanwal**, Department of Pharmacology,

Co-Investigators: Dr. Ritika, Department of Pharmacology

Dr. Preeti Dhoat, Department of General Medicine

---

## Department of Physiology

### Name of the Faculties:

1. **Dr. Sonia Kochhar**, Associate Professor
2. **Dr. Dipti Magan**, Assistant Professor
3. **Dr. Meena Mirdha**, Assistant Professor
4. **Dr. Mamta Mohan**, Assistant Professor

### Research Projects (2 ongoing projects)

1. Principal Investigator in project titled “Impact of BLS Training on Knowledge & Skills of First Year Medical Students.” Submitted for approval by Institute Ethical Committee
2. Co-Investigator in Project entitled “Assessment of cognitive functions in patients with alcohol-use disorder: Psycho-Biochemical Evidences” has been approved by ICMR-STS, 2020 Proposal (Reference ID: 2020-09331).

### Departmental Development

- Proposal sent for establishment of Yoga Clinical Lab.
- Proposal sent for Cardiovascular and Respiratory Simulators.
- Prepared the Haematology and Clinical Physiology Manual for the first-year students.
- Project entitled “Assessment of cognitive functions in patients with alcohol-use disorder: Psycho-Biochemical Evidences” has been approved by ICMR-STS, 2020 Proposal (Reference ID: 2020-09331).

### Publication

- Monika Kamra, Lily Walia, Sonia Kochhar. “Changes in the Brainstem Auditory Evoked Potentials in the Chronic Obstructive Pulmonary Disease” Indian Journal of Public Health Research & Development, October 2019, Vol. 10, No. 10 doi 10.5958/0976-5506.2019.02773.6
- Ashwani Ummat, Sonia Kochhar, HarishV.K.Ratna. “An Approach Towards Integrated Teaching: Case-Based Learning (CBL) in Physiology”, J Punjab Acad Forensic Med Toxicol 2020;20(2) ISSN : 0972-5687
- Magan D, Yadav RK. Neural mechanism of attention control in long-term preksha

meditation. *Medical Hypotheses* 2020; 143:109953.

- Magan D, Yadav RK. Long-term, regular yoga-meditation reduces unhealthy stress and boosts immunity. *Science Discoveries.degruyter.com*, Jan 2020.
  - Magan D, Yadav RK, Bal CS, Mathur R, Pandey RM. Brain plasticity& Neurophysiological correlates of meditation in long-term meditators: An 18FDG-PET study based on an innovative methodology. *Journal of Alternative and Complementary Medicine*, 2019; 25(12):1172-1182.
  - Magan D, Yadav RK. Physiological Persona Differences Based on Stress and Inflammation between Meditators and Healthy Controls. *Journal of Complementary and Integrative Medicine* 2019;17(2):j/jcim.2020.17.issue-2/jcim-2019-0106/jcim-2019.
-

## Department of Psychiatry

SN	Name	Designation
1.	Dr. Jitender Aneja	Associate Professor
2.	Dr. Bharat Udey	Assistant Professor

### About the Department

The Department of Psychiatry started functioning after the inauguration of the outpatient services at AIIMS, Bathinda w.e.f. 23-12-2020. The manpower at the time of inception of psychiatry OPD consisted of two faculty members namely Dr. Jitender Aneja, Associate Professor and Dr. Bharat Udey, Assistant Professor. We also had two senior residents Dr. Pinka and Dr. Richa, both of whom left after selection to other places as faculty and senior resident, respectively.

Broadly we are catering to children, adolescents, adults and elderly patients with psychological issues or psychiatric disorders, substance use disorders and sexual disorders. In our outdoor clinic we are serving to patients with common mental disorders, severe mental illness, psychosomatic disorders, stress related problems, childhood disorders, geriatric problems, substance use disorders, marital and psychosexual disorders etc. We are seeing new patients as well as referred patients from other departments of AIIMS Bathinda and outside. We are providing pharmacotherapy, and psychological testing (presently limited) and therapies like psychoeducation, behavioral therapy, psychotherapy, abreaction treatments and also teaching various relaxation exercises.

We are running four special clinics: Drug Deaddiction Clinic (DDC) (Tuesday & Friday), Child and Adolescent Psychiatry Clinic (CAPC) (Saturday), Geriatric Mental Health Clinic (GMHC) (Wednesday), Marital & Psychosexual Clinic (MPC; Wednesday), and Psychological Interventions (Thursday).

Till the onset of the COVID-19 pandemic, the Department of Psychiatry also held weekly academic activity in form of seminars and journal clubs. With the joining of under-graduate students, we are teaching clinical skills to them.

**Publications:****Pubmed Indexed:**

1. Soni K, Patro SK, **Aneja J**, Kaushal D, Goyal A, Shakrawal N. Post-rhinoplasty outcomes in an Indian Population assessed using the FACE-Q appraisal scale: a prospective observational study. *J Laryngol Otol.*, 2020;134(3):247-51. <https://doi.org/10.1017/S0022215120000638>.
2. **Aneja J**, Pooja P Kupili, Paul K, Panda S, Purohit A. Treatment resistant bipolar disorder in a young male: An atypical presentation of antiphospholipid antibody syndrome (APS)? *Journal of Neuroimmunology.* 2020;343:577238. <https://doi.org/10.1016/j.jneuroim.2020.577238>.
3. **Aneja J**, Arora S. Pregnancy and severe mental illness: confounding ethical doctrines. *Indian J Med Ethics.*2020;V(2):133-9. doi: 10.20529/IJME.2020.037.
4. **Aneja J**, Varshney V, Sreesanth KS, Singhai K, Yadav T. Clozapine triggering caecal volvulus in a patient with malrotation and schizophrenia: side effect that needs emphasis. *Cureus* 2020;12(5);e7971.
5. Jaiswal A, Goel AD, Manchanda S, Gautam V, **Aneja J**, Raghav P. Burden of internet addiction, social anxiety and social phobia among University students, India. *J Family Med Prim Care* 2020;9:3607-12.
6. Kaushal D, Rajan N, **Aneja J**, Nathwani M, Shukla R. Acute Psychosis Consequent to Total Thyroidectomy: An Etiological Conundrum. *Cureus* 2020,12(7):e9244.
7. Chavan BS, Sidana A, Arun P, Rohilla R, Singh GP, Solanki RK, **Aneja J**, Murara MK, Verma M, Chakraborty S, Singh C, Sharma H, Sharma R, Bahri S (Retd), Dushant. Psychiatric morbidity and substance use in migrant workers: A population based study. *Int J Soc Psychiatry.* 2021 Jan 14:20764020988881. doi: 10.1177/0020764020988881. Epub ahead of print. PMID: 33446003.
8. Panda T, **Aneja J**. Transvestic disorder, Obsessive compulsive disorder and bipolar disorder in an adolescent male: Diagnostic conundrums and management difficulties. *Journal of Psychosexual Health* 2021;1-3. <https://doi.org/10.1177/2631831821991800>.
9. **Aneja J**, Arora S. Telemedicine & Ethics: Opportunities in India. Accepted for publication in *Indian Journal of Medical Ethics*.
10. Chavan BS, Sidana A, Arun P, Rohilla R, Singh G, Solanki R, **Aneja J**, Murara M, Verma M, Chakraborty S, Singh C, Sharma H, Sharma R, Bahri S, Kumar D. Factors leading to reverse migration among migrant workers during COVID-19 pandemic: a multicentric study from North-west India. Accepted for publication in *Primary Care Companion*.
11. **Aneja J**, Gupta N. An Overview of Pharmacological Management of Delirium. Accepted for publication in *Industrial Psychiatry Journal*.

**Non-Pubmed Indexed:**

1. Singhai K, Pooja Kuppilli P, **Aneja J**. Social Cognition: An overview of concept, its measurement and application in psychiatry. Indian J Soc Psychiatry 2020;36:102-13.

**Newspaper Articles**

1. Article published in newspaper on the topic “Mental health during COVID-19 pandemic”.
2. Article published in many newspapers on the occasion of International Day Against Drug Abuse and Illicit Trafficking on 26<sup>th</sup> June 2020.

**Presentations:**

1. Delivered a talk on “Disability evaluation in Children” at 4<sup>th</sup> National Child Psychiatry CME, 2020 on 18-10-2020.

**Sessions Chaired:**

1. Chaired the session on “Neural basis of OCD and novel therapeutic methods” held at the Annual National Conference of Indian Association of Private Psychiatry 2020, held on virtual platform from 5<sup>th</sup>-6<sup>th</sup> December 2020.

**Invited Lectures**

1. Organized a workshop on stress management and parenting skills training at The Millennium School on 23-01-2020.

**Resource Faculty:**

1. Webinar on “Elimination of violence against women” organized by Department of Community and Family Medicine on 10-12-2020.

**Research Project:****Completed:**

1. To study factors leading to reverse migration during COVID-19 outbreak among migrant workers.

**Pending IEC approval:****1.. As Principal Investigator:**

- a. An exploratory study to evaluate Restless legs syndrome in patients attending psychiatry outpatient at a tertiary care hospital in Punjab
- b. Patient Satisfaction with Telemedicine Services Delivered through WhatsApp Messenger at a Tertiary Care Hospital in Punjab.

**1.. As Co-Investigator**

- a. A study to evaluate Mental Health outcomes among COVID 19 inpatients at a tertiary care hospital in Punjab



- b. Assessment of health status, psychological profile and lifestyle habits of Indian medical graduate students in a tertiary care institute in north India
- c. Assessment of the knowledge, attitude, anxiety episode, and perceived psychological impact of COVID-19 pandemic on medical undergraduate students.

**Scientific Awards/Patents**

NIL

**Membership/Post in Journal or Society or Association (List those obtained in the specified time period)**

1. Associate Editor of Journal of Indian Association of Child and Adolescent Mental Health.
2. Member Editorial Board for the Journal of Disability Management and Rehabilitation
3. Scientific Advisor for Child and Adolescent Psychiatry section of Indian Association of Private Psychiatry

**Reviewer for journals:** I have been reviewer for various national and international journals such as Indian Journal of Psychiatry, Indian Journal of Social Psychiatry, Journal of Indian Association for Child and Adolescent Mental Health, Journal of Human Behavior and Mental Health, Indian Journal of Medical Research, Journal of Disability Management and Rehabilitation, BMC Pregnancy and Child Birth, Journal of Neuropsychiatric Diseases and Treatment, International Journal of Public Health Sciences.

**National/ International Conferences attended:**

1. Attended workshop on “Psychodynamic Psychotherapy” by Prof. Salman Akhtar held at DMCH, Ludhiana on 29<sup>th</sup> Feb-1<sup>st</sup> March 2020.
2. Attended a webinar on “Telemedicine Practice Guidelines in India: 2020” held on 03-04-2020.
3. Attended a webinar on “Mental health issues during COVID-19” organized by Department of Psychiatry, PGIMER, Chandigarh on 01-05-2020.
4. Attended the Mid-term CME (Webinar) of Indian Association of Private Psychiatry held on 16-08-2020.
5. Attended the 4<sup>th</sup> National Child Psychiatry CME, 2020 on 18-10-2020.
6. Attended the Annual National Conference of Indian Association of Private Psychiatry 2020, held on virtual platform from 5<sup>th</sup>-6<sup>th</sup> December 2020.
7. Attended the Annual National Conference of Indian Association for Social Psychiatry 2021

**Others**

1. Member of Institutional Ethics Committee of AIIMS, Bathinda
2. Member of Recruitment Cell, AIIMS, Bathinda
3. Officer-in-charge Surgical/Receipt store, AIIMS, Bathinda

4. Member of Committee for Women Grievance Cell

**Dr. Bharat Udey, Assistant Professor**

**Research Project:**

**As Principal Investigator:**

- a. A study to evaluate Mental Health outcomes among COVID 19 inpatients at a tertiary care hospital in Punjab

**2. As Co-Investigator**

- a. An exploratory study to evaluate Restless legs syndrome in patients attending psychiatry outpatient at a tertiary care hospital in Punjab.
- b. Neuropsychiatric adverse effects of Montelukast therapy in ENT patients.
- c. Age Related Hearing Impairment Demography and Quality of life
- d. Prevalence of mental health disorders in Head and Neck cancer patients

**Membership/Post in Journal or Society or Association (List those obtained in the specified time period)**

1. Member of American Psychiatric Association.
2. Life Member of Indian Association of Private Psychiatry

**Others**

1. Member of anti-ragging committee, AIIMS, Bathinda
  2. Member of disciplinary committee, AIIMS, Bathinda
  3. Member of Central for Medical Education & Technology, AIIMS, Bathinda
-

## Department of Radiation Oncology

Department of Radiation Oncology started its clinical services after the inauguration of the outpatient facility at the AIIMS Bathinda on 23rd December 2019. Our faculty of two consultants have worked efficiently and relentlessly to render the best patient outcomes and satisfaction. The department has grown by leaps and bounds in the last year.

### Faculty

Dr. Sapna Marcus Bhatti  
Dr. Rohit Mahajan

Associate Professor  
Assistant Professor

### **Clinical services**

Department of Radiation Oncology provided the following services at the outpatient clinic in AIIMS Bathinda.

1. OPD services
2. Consultations via teleconsultation
3. Started dispensing chemotherapy in the department.
4. Besides, the department is providing regular consultations via E-Sanjeevani since its launch.

### **Academics**

1. The department has taken up its academic activities with keen interest since its inception.
2. Seminars and journal clubs are being conducted in the department on a routine basis
3. Tumor clinic in interdepartmental collaboration with the ENT department is held every fortnight.
4. Conducted our first event in the form of a CME on World Cancer Day on 4<sup>th</sup> February, 2020 where cancer survivors were invited for the event.
5. Initiated our project "PAHAL" on spreading cancer awareness and its prevention in the young adolescent school going age group. Our first lecture was delivered in St. Joseph School, Bathinda on Breast self-examination and its early detection by Dr Sapna Marcus Bhatti.

### **Publications:**

- 1) Marcus S, Mahajan R. The Impact of COVID-19 on Radiation Oncology and Cancer Care: A Perspective from the Cancer Belt Region of India. Asian J Oncol 2020; 6(02): 47-52.
- 2) Low dose radiation therapy for COVID-19 pneumonia: A review. Mahajan R, Marcus S. Clinical Cancer Investigation Journal. Accepted for publication.
- 3) Mahajan R, Yadav BS, Sharma SC, Gupta A, Kumar S. Primary bone lymphoma: An experience of a regional cancer center from India. South Asian J Cancer. Accepted for publication.

## DEPARTMENT OF RADIODIAGNOSIS

Department of Radiodiagnosis, AIIMS-Bathinda aims to provide the highest standards of diagnostic imaging & interventional services at a reasonable cost in a patient friendly environment. It strives to be the best in patient care, medical education and research in the country. The departmental faculty were actively involved in patient care, education and research throughout the year. The vision is to establish a state-of-the-art department with aim of having recognition at national and international level for excellence in medical imaging and interpretation, advances in imaging research and academics.

### Faculty

1. Dr. Harmeet Kaur, Assistant Professor
2. Dr. Navdeep Kaur, Assistant Professor

### **Departmental Activities:**

#### 1. Diagnostic Services:

- High Resolution Ultrasonography and Color Doppler
  - Mobile Computed Radiography (CR)
  - 1000 mAs Digital Radiography (DR) system with flat panel detector
  - Multi-slice (256-slice) Computed Tomography (CT)
  - 3- Tesla Magnetic Resonance Imaging (MRI)
- ❖ Being committed to patient service, the department continued its services during the COVID pandemic. The mobile CR X-ray unit has been shifted to COVID ward to provide uninterrupted diagnostic facilities to COVID patients.
- ❖ 1000 mAs DR system, 256- slice CT and 3-Tesla MRI were added to the diagnostic armamentarium of the department.
- ❖ We are making a concerted effort to switch to electronic reporting and archiving to increase efficiency and reduce the turn-around time.

#### 2. Research activities:

Faculty members were actively involved in research activities during this period. The department published 14 papers in various indexed national and international journals.

### **Ongoing Research Projects:**

1. Role of spiral and uterine artery Doppler indices during the first trimester (6-13 weeks) in predicting early pregnancy loss.
2. Chest CT Findings in Coronavirus Disease 2019 (COVID-19) Pneumonia.
3. Prevention & control of hemoglobinopathies in India – thalassemias, Sickle cell disease & other variant hemoglobins.
4. Clinico-radiological evaluation and correlation or associations of magnetic resonance imaging (MRI) results and clinical presentations in chronic low backache patients.
5. To analyse the clinical profile of covid positive patients and its association with comorbid conditions and to follow up the patients for post covid effects.

6. Relationship between bladder wall thickness, uroflowmetry and pressure - Flow studies in bladder outlet obstruction.

#### **Certified Courses attended:**

1. Basic course in Biomedical Research (BCBR) offered by ICMR- National Institute of Epidemiology (ICMR-NIE), Chennai
2. Faculty Induction Programme (FIP) under the aegis of Ministry of Education, Govt of India organized by the Teaching Learning Centre (TLC), Ramanujan College, Delhi.

#### **Conferences attended by faculty:**

1. Presented a poster in '72<sup>nd</sup> annual conference of Chandigarh chapter of IRIA – Oncoradiology update at PGI Chandigarh in 22-23 Feb, 2020 on topic 'Mediastinal Tumours: Compartmental distribution as per ITMIG classification.'
2. Delivered a talk on Breast Imaging – Patterns of calcification on Mammography in CME - Woman Imaging by IRIA on 20<sup>th</sup> Feb, 2021.
3. Chaired a session in CME - Jalcon by IRIA Punjab on 7<sup>th</sup> Feb, 2021 in topic 'Role of USG in shoulder pathology'.

#### **Memberships and awards**

1. ARDMS (American Registry of Diagnostic Medical Sonographers)
2. MNAMS (Member of National Academy of Medical Sciences)

#### **Publications**

##### **Dr. Harmeet Kaur**

- Is thoracic facet joint arthritis over-reported? It's time to review CT grading parameters - an analytical cross-sectional study. *Indian Journal of Radiology and Imaging*. 2020 (Status: accepted, in ahead of print)
- The Flood of COVID-19 Publications: a Word of Caution. *SN Comprehensive Clinical Medicine*. 2020;27:1-3.
- Congenital Knee dislocation: Which classification to follow? *The Open Orthopaedics Journal*. 2020;14:58-59.
- Spontaneous Rupture of Extensor Pollicis Longus Tendon: Demonstration of Extensor Indices Proprius Transfer Technique. *Novosti Khirurgii*. 2020;28(2):233-9.
- Prevalence of facet joint arthritis and its association with spinal pain in mountain population - A cross-sectional study. *Journal of Craniovertebral Junction and Spine*. 2020;11(1):136-45.
- A seemingly usual case of Paraplegia with MRI diagnosis of Meningioma - an unexpected course of events leading to inflammatory necrotizing myelopathy. *Indian Spine Journal*. 2020 (Status: accepted, in ahead of print)
- Intramuscular Vascular malformation in triceps - a case report with literature review in *Indian Journal of Vascular & Endovascular Surgery*. 2020;7:277-80.
- The spectrum of MRI findings in painful shoulder: A prospective study of 81 cases. *International Journal of Radiology and Diagnostic Imaging*. 2020;3(1):202-6.

##### **Dr. Navdeep Kaur**

- Cardiac Tamponade and its medicolegal aspects – A Case Report. *Medico-Legal Journal*. 2020 (Status: accepted for publication, in ahead of print).

- Evaluating symptomatic breast disease by complementary Sonography as an adjunct to Mammography: A must. Indian Journal of Applied Research. 2020. (Status: accepted for publication, in ahead of print).
  - Retained Surgical Sponge in Abdomen – A Case Report. International Journal of Scientific Research. 2020. (Status: accepted for publication, in ahead of print).
  - Extensively Disseminated Cysticercosis – Case Report and Review of Literature. Indian Journal of Applied Research. 2020;10(12):68-69.
  - Self-inflicted injuries: Three case reports. Medico-Legal Journal. 2020;88(4):223-227.
  - Comprehensive Analysis of Rib Fracture Patterns in Blunt Trauma Chest/Abdomen. International Journal of Medical Science and Innovative Research. 2020;5(5);167-178.
-

## DEPARTMENT OF SURGICAL ONCOLOGY

Department of Surgical Oncology started its clinical services after the inauguration of outpatient facility at the AIIMS Bathinda on 23rd December 2019. The department has grown by leaps and bounds in last one year.

The Department of Surgical Oncology has continued its pivotal role in the functioning of the Institute. In all the three areas viz. Patient services, Teaching and Research, the department has performed up to the standard and showed progress in all areas.

### Clinical Achievements:

- SPECIALITY CLINICS:
  1. GI & HPB ailment
  2. Breast & Thyroid diseases
  3. Varicose vein problems
  4. Lymphadenopathy/ surface swellings
  5. Haemorrhoids/ Fissure
- Started Minor OT Procedures
- Cancer screening programme
- Patients were given consultations via tele-consultation
- In collaboration with the department of radiodiagnosis, undertook interventional procedures such as biopsies aspirations and injections.
- Besides, the department is providing regular consultations via E-Sanjeevani since its launch

### Academic achievements:

#### Teaching Achievements:

1. The department has taken up its academic activities with keen interest since the inception. About 50 seminars/ journal club and case discussion have been presented.
2. Presented a lecture on recurrent DFSP in Uro oncology summit..
3. Attended Research methodology lectures for faculty – 6/10/2020 onwards.
4. Presented clinical meets for faculty.
5. The first batch of undergraduate students is being routinely posted in Surgical Oncology OPD.
6. Devised the syllabus for the MBBS students.
7. Theory classes of the MBBS students are being taken routinely.
8. Hands-on-session: Mannequin (Hubber needle insertion): Chemoport

#### Research Projects (ongoing):

1. PI: National cancer registry programme & Hospital based cancer registries.
2. Co-PI: Vitamin E and Evening Primrose Oil for Management of periodic breast pain / Cyclical Mastalgia.
3. PI: Surgical Oncology junior residents Perspective vis-à-vis gaps in Surgical oncology training



## DEPARTMENT OF UROLOGY AND RENAL TRANSPLANTATION

Department of Urology and Renal transplantation started its clinical services after the inauguration of outpatient facility at AIIMS Bathinda on 23rd December 2019. Although currently functioning with a single faculty, the department has grown by leaps and bounds in last one year and has fully satisfied the expectations of the patients catering from the three surrounding states.

### Academics

1. The department has taken up its academic activities with keen interest since the inception. So far 30 inter and intradepartmental meets have been conducted.
2. Presented the paper on Pelvic Fracture Urethral Injuries in NZOACON-2020 at AIIMS Rishikesh in February 2020.
3. The first batch of undergraduate students is being routinely posted in Urology OPD for clinical duties.

### Research

The department of Urology and transplantation has been involved in active research right from its inception.

### Current Projects:

1. Relationship between Bladder wall thickness, uroflowmetry and Pressure-Flow studies in Bladder Outlet Obstruction.
2. The Impact of Covid-19 on BPH severity and management.

### Academic achievements

#### Awards/fellowships/orations

1. Winner “Urological association of Asia (uaa), young urologist fellowship 2019” sponsored by the urological society of india (usi) and represented INDIA in UAA Congress 2019, held in Kuala Lumpur, Malaysia between 7-10 August 2019.

### Publications

### Original Articles

- **International Indexed Journals**

1. Emphysematous pyelonephritis: changing trend of clinical spectrum, pathogenesis, management and outcome. Ashok Kumar Sokhal, Manoj Kumar, Bimalesh Purkait, Ankur Jhanwar, **Kawaljit Singh**, Satyanarayan Sankhwar et al. Turk J Urol;43(2):202-209.
2. PD03-08: Vitamin D, Bone Turnover Markers And Bone Mineral Density In Recurrent Calcium Stone Formers. Dhakad U, Singh BP, **Singh K**, Sankhwar SN, Das S, The Journal of Urology, Volume 199, Issue 4, E74.

➤ **National Indexed Journals**

1. Decadal Experience of Renal Cell Carcinoma from a Tertiary Care Teaching Institute in North India. Kawaljit S, Janak, Ashok, G. et al. Indian J Surg Oncol.2018;9(4):558–64. <https://doi.org/10.1007/s13193-018-0812-0>.

**Case Reports**

➤ **Indexed Journals**

1. Crossed fused renal ectopia with chyluria: a rare presentation. **Kawaljit Singh**, Manoj Kumar, Ankur Jhanwar, Satyanarayan Sankhwar. BMJ Case Rep. doi:10.1136/bcr-2015-213050.
2. Electromyography needle breaks within the perineum: a rare complication of urodynamics not reported earlier and lesson learnt. **Kawaljit Singh**, Ashok Kr. Sokhal, Ashok Kr. Gupta, Ankur Bansal. BMJ Case Rep. doi:10.1136/bcr-2016-216059.
3. Page Kidney: A rare but surgicall treatable cause of hypertension. Sokhal A, Prakash G, Saini DK, **Singh K**, Sankhwar SN, Singh BP. Saudi J Kidney Dis Transpl 2018;29:193-7.

**Book writing**

**KGMU book of clinical cases in medical sciences - The Georgians.**

**Chapters Contributed:**

1. Renal Cell Carcinoma.
2. Pelviureteric-junction obstruction (PUJO)
3. RCC in Horseshoe kidney.
4. Adult Polycystic kidney disease (ADPKD)

5. Transitional cell carcinoma (TCC) Pelvis

**Editor in chief:** Prof. Ravi Kant, **Additional Editor in Chief:** Dr Shally Awasthi,  
**Publication:** The Partridge India. 2016.

### **Conference presentations**

#### **International**

1. **Urological Association of Asia (UAA) 2019- Kuala Lumpur, Malaysia.**

My abstract titled : Analysis of Bone Remodeling Markers and Bone Mineral Density in Recurrent Calcium Renal Calculi : A Prospective Case Control Study, selected for Oral Presentation (Podium).

#### **Fellowships/scholarships**

1. Winner “Urological Association Of Asia (UAA), Young Urologist Fellowship 2019” sponsored by the Urological Society of India (USI) and represented INDIA in UAA Congress 2019, held in Kuala Lumpur, Malaysia between 7-10 August 2019.

#### **Reviewer in journals**

1. The Journal of Endourology.
2. The Journal of Urology
3. Journal of International Medical Research.
4. Dubai Medical Journal (DMJ)
5. Investigative and Clinical Urology
6. BMJ Case Reports Journal.
7. Case Reports in Urology (Hindawi)
8. Journal of Health Science Reports published by Willey.
9. Journal of Health Science Research.

#### **MEMBER of ORAGNIZATIONS**

1. Founder General Secretary- Faculty Association of AIIMS Bathinda (FAAB)
2. Joint Secretary- Indian Medical Association (IMA): Bathinda.

3. The first President of UNESCO student Wing, King George's Medical University, Lucknow, Uttar Pradesh, India (2016-17).
4. Member American Urological Association (AUA): ID-883786.
5. Urological Association of Asia (UAA)-19-01754.
6. Member Urological Society of India (USI): Reg. No-S627.
7. Member North Zone Council of Urological Society of India (NZUSI).
8. Member Urological Association of Uttar Pradesh and Uttarakhand (UAU): Memb. No-145.
9. Member British Association of Urological Surgeons (BAUS).
10. Member Indian Medical Association (IMA).
11. Member Society Internationale 'D Urologie (SIU).

**Hospital Report**  
**For the year 2019-20**  
**and 2020-21**

## Academic indicators for the year 2019-20 and 2020-21

S. No.	Indicators	2019-20	2020-21
			Achievements
	ACADEMIC INDICATORS		
1.	UG seats (MBBS): Intake per annum	50	100
2.	PG seats sanctioned per session: Cumulative	Nil	Nil
3.	DM/M.Ch. seats	Nil	Nil
4.	B.Sc. Nursing seats functional	Nil	Nil
5.	M.Sc. Nursing seats functional	Nil	Nil
6.	Paramedic seats functional	Nil	Nil
	HOSPITAL INDICATORS		
7.	No. of functional beds (Total)		75 (makeshift beds for COVID-19) Including 25 ICU beds
8.	Utilization of beds (bed occupancy) % average		80% (100% during COVID)
9.	Average No. of patients visiting in IPD patients/month		13(6-24)
10.	Average No. of patients visiting in OPD patients/day		262 (63-637)
11.	No. of MOTs functional		10
12.	No. of OTs functional		4
13.	No. of specialty departments functional		25
14.	No. of super specialty departments functional		2
15.	No. of Major Surgeries (Total)		40
16.	No. of Minor Surgeries (Total)		1593

**Assistant Medical Superintendent**

Prof. Dr. Satish Gupta, Prof and Head, Dentistry

**Deputy Medical Superintendent**

Dr. Moonis Mirza, Assistant professor, Hospital Administration

The institute started on 23rd December 2019 with OPD services. The OPD services have been growing steadily with the focus on quality health care services. Faculty has been recruited in many broad specialties.

**Registration Desk**

The real time HMIS streamlines the treatment flow of patients and simultaneously empowering workforce to perform to their peak ability, in an optimized and efficient manner. It is modeled on the unique combination of a 'patient centric and medical staff centric' paradigm, thus providing benefits to both the recipients and the providers of healthcare. It ensures dramatic improvement in performance along with reducing the costs. A data warehouse of such records can be utilized for statistical requirements and for research.

The HMIS ensures that users do not spend hours in patient registration and lab tests. Hospital HMIS system generates a unique ID for every new patient registration and lab samples. Patients OPD slip has a unique ID on it and only takes seconds to scan and offer hospital services like revisits, billing, pharmacy services etc. Each patient after OPD registration moves to vital examination desk. On the vital examination desk trained health personnel who measure pulse, respiration and blood pressure of patients.

**OPD Registration time**

8.30 AM to 12.30 PM (Mon to Sat)

**OPD Consultation time**

9.00 AM to 4.30 PM (Monday to Friday)

9.00 AM to 1.00 PM (Saturday)



**MRD****OPD Services**

Multi-specialty OPD services aim to providing patient centric care were started in the specialty areas of General Medicine, Surgery, Gynecology & Obstetrics, Orthopedics, ENT, Ophthalmology, Dermatology, Psychiatry, Dentistry, Radiotherapy, and Anesthesiology which are functioning from Monday to Saturday. The clinics focus on the preventive, promotive and curative aspect of health care services on an outpatient basis. Immunization clinic has also been started with support from the state Government to provide vaccines under the Universal Immunization Program by Government of India including the COVID-19 vaccines.

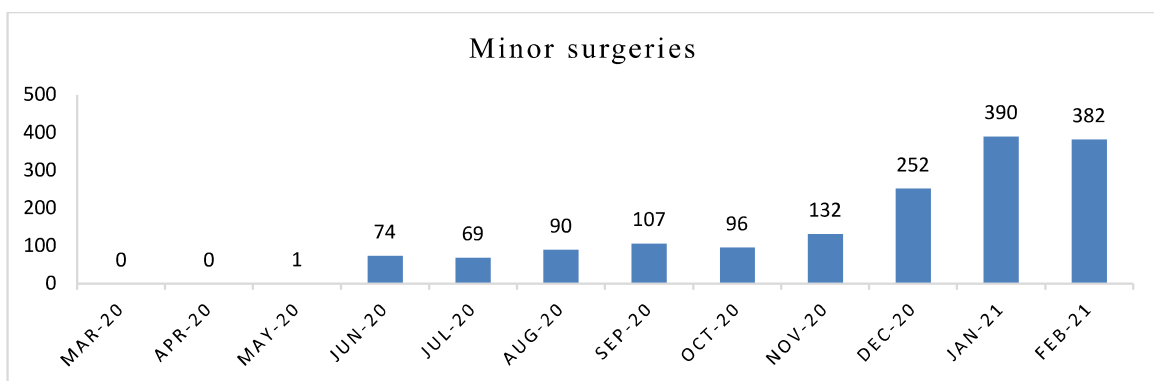
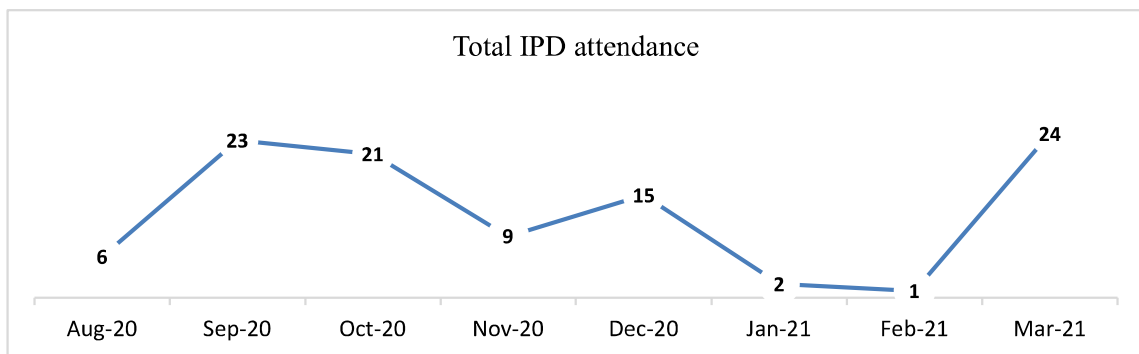
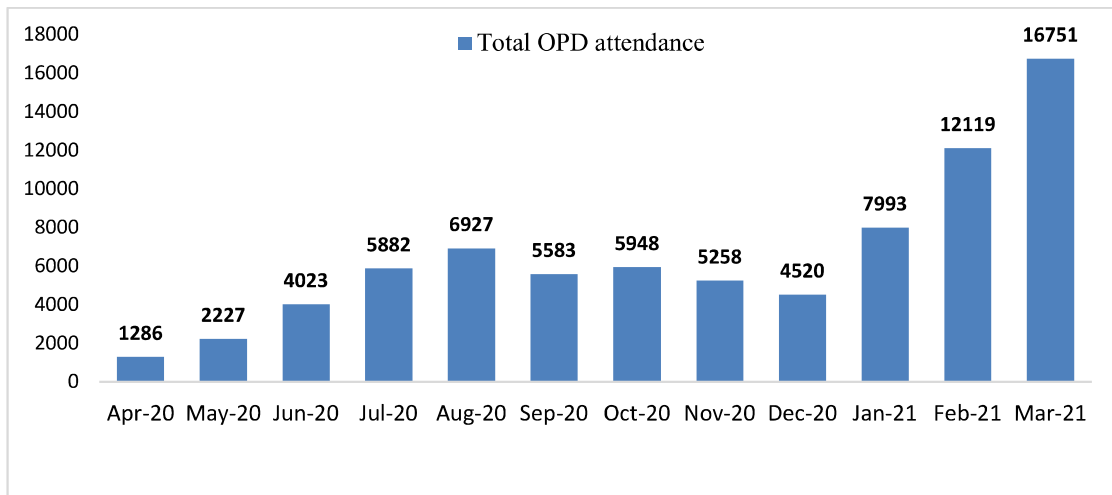
The hospital brings together some of the most talented medical professionals in the country and has a dedicated team of clinicians to provide highest standards of patient care. There is provision of consultation chambers where patients are provided medical, surgical or allied consultation, examination and expert opinion, Day care rooms where patients can be examined for any disease condition.

The OPD is supported by basic diagnostics in radiology, biochemistry, pathology, and microbiology and sample collection points have been provided. Pharmacy provides medications to the patients. The biomedical waste management at AIIMS Bathinda has been outsourced.

## 2020-21

### Department-wise OPD Statistics Report Between Apr-2020 To Mar-2021

Sl No.	Department	New Cases				Old Cases				Total			
		M	F	O	T	M	F	O	T	M	F	O	T
1	Anaesthesia	1	0	0	1	0	0	0	0	1	0	0	1
2	COVID-19	576	158	0	734	66	18	0	84	642	176	0	818
3	Dentistry	833	720	0	1553	368	355	0	723	1201	1075	0	2276
4	Dermatology	2432	2198	0	4630	1946	1734	0	3680	4378	3932	0	8310
5	E N T	1516	1271	0	2787	841	718	0	1559	2357	1989	0	4346
6	General Medicine	6171	5228	0	11399	5193	4926	0	10119	11364	10154	0	21518
7	General Surgery	738	688	0	1426	508	545	0	1053	1246	1233	0	2479
8	Obst And Gynae	0	1698	0	1698	0	1527	0	1527	0	3225	0	3225
9	Ophthalmology	1854	1726	0	3580	781	562	0	1343	2635	2288	0	4923
10	Orthopaedics	4979	7041	0	12020	2233	4898	0	7131	7212	11939	0	19151
11	Paediatrics	141	72	0	213	69	53	0	122	210	125	0	335
12	Paediatric Surgery	339	198	0	537	148	86	0	234	487	284	0	771
13	Psychiatry	948	753	0	1701	1328	1371	0	2699	2276	2124	0	4400
14	Radiation Oncology	140	182	0	322	183	284	0	467	323	466	0	789
15	Surgical Oncology	170	141	0	311	265	215	0	480	435	356	0	791
16	Telemedicine	1231	1303	0	2534	641	658	0	1299	1872	1961	0	3833
17	Urology	1281	457	0	1738	1864	557	0	2421	3145	1014	0	4159
Grand Total		23350	23834	0	47184	16434	18507	0	34941	39784	42341	0	82125



## Department of Anesthesia & Critical Care

List of Faculty with designation

1. S. No	Name of the Faculty	Designation
2.	Dr Navneh Samagh	Assistant Professor
3.	Dr Jyoti Sharma	Assistant Professor

### Hospital Services statistics for clinical departments

S. NO		Numbers From start of services till March 31 <sup>st</sup> , 2020	Numbers From April 1 <sup>st</sup> , 2020 till March 31 <sup>st</sup> , 2021	Total
4.	Major Procedure assisted		41	
7.	Resuscitation room	4	3	

### Major events/ of the department

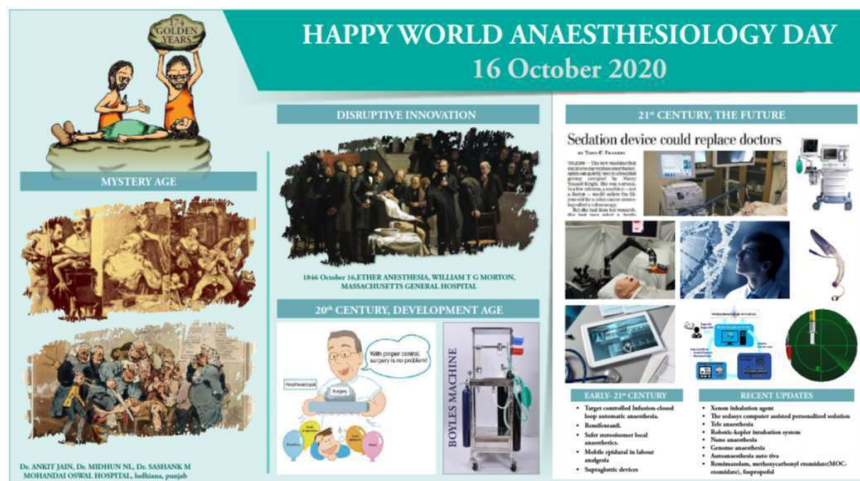
1. Establishment of COVID Level 3 Facility- 20 beds





2. Compression Only Life Support Workshop (COLS) on 16 th October 2020 for hospital staff.



3. National level E- POSTER Competition on Theme: “Innovations and Future in Anesthesia” for Anesthesia Postgraduates.



4. **National Webinar on “History of Anesthesia” by Dr Prof DK Singh.**



All India Institute of Medical Sciences, Bathinda  
Department of Anaesthesiology & Critical Care  
organises  
World Anaesthesia Day, 16 October  
2020 Celebrations

**Programme**

- Webinar on '**History of Anaesthesia**' by Prof. (Dr.) D.K. Singh (MD, FICCM), Director, All India Institute of Medical Sciences, Bathinda.  
[Zoom link: https://bit.ly/3nNTuN8](https://bit.ly/3nNTuN8)
- '**Compression Only Life Support**' (COLS) workshop for Hospital Staff
- Nationwide **E-poster competition** for post-graduate students and senior residents

**Co-ordinators**  
Dr Navneet Samagh  
Dr Jyoti Sharma  
Dr Nimish Singh

**Reach us at**  
Department of Anaesthesiology & Critical Care  
Email - [anes.aiimsbathinda@gmail.com](mailto:anes.aiimsbathinda@gmail.com)

5. **Nursing Induction Program**



**6. Ventilator Training to AIIMS Doctors for COVID preparation.**



**Training of faculty & staff - Working and Operation of Ventilators September 2020**



**Training of faculty and staff - Working and operation of High Flow Nasal Cannula (HFNC) August 2020**



**7. Conducted “Training of Trainers Workshop for COVID-19” in collaboration with WHO centre of Collaborating care for Emergency & Trauma, USAID’s JHPIEGO RISE program –January, 2021.**



**8. ADHOC Operation Theatre facility started February 1, 2021 onward**



## Department of Biochemistry

### Patient Care and Diagnostic Services

Diagnostic biochemistry laboratory started functioning since 24<sup>th</sup> December 2019.

- From the very first day of establishment of OPD, Department is running the diagnostic facility and providing test services like **FBS, PPBS, RBS, OGTT, Lipid profile, LFT, KFT, Electrolytes, Calcium, Phosphorus, and Amylase**. Within a year of its inception, biochemistry diagnostic lab has performed more than **60,000 diagnostic tests**.
- Diagnostic lab is equipped with two fully automated chemistry analyzers, Transasia-Erba Mannheim XL-1000, Siemens Rapid 500 ABG analyzer, ELISA reader, two electrolyte analyzer, three centrifuges, one deep freezer, and six refrigerators.
- Department of Biochemistry is providing routine clinical chemistry services from 9am to 5 pm (Monday to Friday), and from 9 am to 1 pm (Saturday).
- Department took initiative to start ABG analysis for COVID-19 positive patients admitted at AIIMS Bathinda.
- Department is planning to expand its test menu to provide diagnostic immunoassay services like Cancer markers, hormonal profile, iron profile, metabolites, markers of sepsis like CRP and Procalcitonin, Cardiac markers and Glycosylated haemoglobin (HbA1c test) to monitor glycaemic status of Diabetic patients.
- Total number of diagnostic tests conducted by Biochemistry Laboratory during the period of Dec 2019 to Dec 2020 is shown below in table.

S.No.	Test Name	No. of Tests
(a)	Blood Glucose	5334
(b)	Total bilirubin	4097
(c)	Direct bilirubin	4015
(d)	AST	5045
(e)	ALT	4987
(f)	ALP	3742
(g)	Total protein	3796
(h)	Albumin	3872
(i)	Urea	4265
(j)	Creatinine	5976
(k)	Uric acid	1302
(l)	Total Cholesterol	3199

**ANNUAL REPORT****2020-21**

(m)	Triglycerides	3234
(n)	HDL Cholesterol	3197
(o)	Calcium	1427
(p)	Phosphorous	593
(q)	Amylase	462
(r)	Sodium	1482
(s)	Potassium	1482
(t)	Chloride	1482
<b>Total tests</b>		<b>62989</b>

## Department of Dermatology

List of Faculty with designation

**S. No**      **Name of the Faculty**  
1.      Dr. Shivani Bansal

**Designation**  
Assistant Professor

Outpatient facility is situated at first floor B block

### OPD Statistics Report

S.N	Department	New Cases			Old Cases			Total		
		Male	Female	Total	Male	Female	Total	Male	Female	Total
1	Dermatology	3378	2704	6082	1712	1406	3118	5090	4110	9200

### Teleconsultation Statistics Report

S.N	Department	New Cases			Old Cases			Total		
		Male	Female	Total	Male	Female	Total	Male	Female	Total
1	Dermatology	135	152	287	63	83	146	198	235	433

### E-sanjivani Statistics Report

Total patients seen - 200

### Procedure Statistics Report –

Procedures are bring done on regular basis in procedure room in morning clinic and afternoon clinic 2110

S.N.	Name of procedure	Number of patients
1	Cautery	70
2	Comedone extraction	8
3	Intralesional injection	72
4	Skin Biopsy	16
5	Mole Excision	2
6	Face Peel	8
	Total	176

Dermatosurgery procedures like cyst removal incision and drainage, acne scar surgery and vitiligo surgery, intralesional injections for warts and melasma are started recently.

### Leprosy Clinic

National leprosy elimination programme is implemented. The clinic runs in room no 2113 1<sup>st</sup> floor OPD Block B

### STD Clinic

This clinic runs under NACO. The clinic runs in room no 2114 1<sup>st</sup> floor OPD Block B

### Expansion of department as

1. Phototherapy Clinic
2. Dark Room examination for woods lamp
3. Dermatoscopy facility

4. Lasers
5. Laboratory services for staining of grams, tzanck, KOH, wet mount
6. Non culture melanocyte cell transfer vitiligo surgery
7. Accreditation of post graduate teaching programme
8. Explore collaborative relationships with other departments (e.g., Pathology) which share some of the department's educational, research and service goals

**Initiation of the special clinics.**

- **Leprosy Clinic:** National leprosy elimination programme is implemented. The clinic runs in room no 2113, 1<sup>st</sup> floor OPD Block
- **STD Clinic:** This clinic runs under NACO. The clinic runs in room no 2114, 1<sup>st</sup> floor OPD Block B

## Department Of Dentistry

### Faculty Detail

S. No	Name of the Faculty	Designation
1	Dr Satish Gupta	Professor
2	Dr Shailendra Rana	Assistant Professor
3	Dr Lata Goyal	Assistant Professor
4	Dr Tarun Kumar Singh	Assistant professor

### Clinical Procedures

S. NO		Numbers From start of services till March 31 <sup>st</sup> , 2020	Numbers From April 1 <sup>st</sup> , 2020 till March 31 <sup>st</sup> , 2021	Total
1	OPD	1645	2276	3921
2	Telemedicine consultations	21	89	110
3	Procedures	162	335	497
4	Minor Dental Procedures	113	223	336
5	Major Procedure	49	112	161

### Academic and Research Activity

#### Patent Filed-

1. Patent filed on Multistage and multiple calibration system and method for correction of non-linear magnification of image. (Application No. 202111010330 dated March 11, 2021).
2. Patent filed on Method and system for generating three-dimensional template of a particular volume of an object. (Application No. 202111034866 dated August 3, 2021).

#### Research Projects-

1. A pilot study to derive the measurements of PA cephalogram image using orthopantomogram and Lateral cephalogram images by estimating the magnification. (IEC-01/2020-015)
2. Cervical Vertebrae Stage Prediction in Lateral Cephalogram using Reinforcement Learning Algorithms of Artificial intelligence. (IEC-01/2020-016)
3. Volumetric upper airway analysis using 2-D Dimension cephalogram. (IEC/AIIMS/BTI/113)
4. 3D cephalometric analysis comparison in adult human subjects based on MRI and CT imaging modalities. (Approved for 15 lakhs funding (File Number: SRG/2021/000472) In SERB, (IEC/AIIMS/BTI/114))
5. Applied for: IOS RF - 3M Unitek Grant for Research 2021.
6. Patient Centered evaluation of treatment of gingival recession associated with non-carious cervical lesion using coronally advanced flap and resin modified glass ionomer restoration with and without Platelet Rich Fibrin: Randomized-controlled clinical trial (Funding Agency : CSIR, New Delhi) (Completed)

7. Treatment of gingival Recession using conventional vs minimally invasive coronally advanced flap with platelet rich fibrin in thin gingival biotype: A randomized controlled clinical trial (Ongoing)
8. Oral health status and oral health related quality of life in patients with metabolic syndrome: a cross sectional study (Ongoing)
9. Retention of posts luted with a resin cement in canals obturated using a calcium hydroxide based sealer – An In-vitro study’’

## Department of ENT

### List of Faculty with designation

S. No	Name of the Faculty	Designation
1	Dr Vaibhav Saini	Associate Professor
2	Dr Vikasdeep Gupta	Assistant Professor

### Hospital Services statistics for clinical departments

S. NO		Numbers From start of services till March 31 <sup>st</sup> , 2020	Numbers From April 1 <sup>st</sup> , 2020 till March 31 <sup>st</sup> , 2021	Total
1	OPD	3954	4346	8300
2	Telemedicine consultations	-	174	174
3	Total Procedures	1600	1911	3511
	Minor Procedure			
4	Diagnostic Nasal Endoscopy	722	825	
5	Laryngeal Endoscopy	502	610	
6	Ear Suctioning	268	356	
7	Biopsy	108	120	
8	Day care procedures	-	-	
9	Major Procedure	-	6	6
10	Admissions			
	Investigations			
11	Tympanometry	184	272	
12	Pure Tone Audiometry	1246	1518	
13	OAE	52	94	

For diagnostic departments

**Major events/ of the department** related to patients like training sessions, workshops, health awareness camps, health talks, with brief write up, and relevant photos/news clippings date wise.

Any milestone achieved, new test, procedures, like PNDT registration etc.

---



**Department of General Medicine**

List of Faculty with designation

<b>S. No</b>	<b>Name of the Faculty</b>	<b>Designation</b>
1.	Dr Preeti Singh Dhoat	Associate Professor
2.	Dr Amandeep Verma	Assistant Professor

**Department's Statistics**

<b>S. NO</b>		<b>Numbers From start of services till March 31<sup>st</sup>, 2020</b>	<b>Numbers From April 1<sup>st</sup>, 2020 till March 31<sup>st</sup>, 2021</b>	<b>Total</b>
1.	OPD	18706	21518	40224
2.	Telemedicine consultations	0	992	992
3.	Procedures		-	
	Major Procedure		-	
	Admissions		-	
4.	Investigations		-	
a.	ECG	3008	3236	6244
b.	Echocardiography	0	295	295

**Department of General Surgery**

List of Faculty with designation

S. No	Name of the Faculty	Designation
1.	Dr. Jaspreet Singh Shergill	Assistant Profesor

**Hospital Services statistics for clinical departments**

S. NO		Numbers From start of services till March 31 <sup>st</sup> , 2020	Numbers From April 1 <sup>st</sup> , 2020 till March 31 <sup>st</sup> , 2021	Total
1.	OPD	1852	2479	4331
2.	Telemedicine consultations	00	83	83
3.	Procedures	00	558	558
4.	Major Procedure	00	10	10
5.	Admissions for Major OT		10	10
6.	Investigations	00	00	00

**Major events/ of the department**

Special Achievements

1. Chemoport and Habber Needle Insertion CME cum Workshop for Faculty & Staff
  2. Delivered talk as Guest Speaker at NOZAcon 2020
  3. Delivered talk as Guest Speaker at Rotary club Faridkot in 2020 and 2021
  4. Actively involved in management of patients in COVID-19 pandemic
-

## Department of Obstetrics & Gynecology

### List of Faculty with designation


S. No	Name of the Faculty	Designation
1.	Dr Lajya Devi Goyal	Professor & Head
2.	Dr Supriti	Assistant Professor
3.	Dr Deepika	Assistant Professor
4.	Dr Balpreet	Assistant Professor
5.	Dr Priyanka	Assistant Professor

### Department's annual statistics.


S. NO		From start of services till March 31 <sup>st</sup> , 2020	From April 1 <sup>st</sup> , 2020 till March 31 <sup>st</sup> , 2021	Total
1.	OPD	1992	3096	5088
2.	Telemedicine consultations		184	184
3.	Procedures			
	Minor Procedure	-	40	40
	Pap smear	91	193	284
4.	Major Procedure	nil	nil	-
5.	Admissions	02		02
6.	Any special clinics			
	menopausal clinic- Wednesday	150	300	450
	cancer clinic	90	60	290
	infertility clinic	30	50	
7.	ULTRASONOGRAPHY		124	124

### Major events/ of the department

- Awareness on Cervical cancer and Breast Cancer (March 2020)
- Workshop on Breast Cancer awareness (October 2020)
- CME on "Recurrent Pregnancy Loss" (March 2021)
- Cervical Cancer Awareness and Pap Smear Screening Camp at Muktsar (March 2021)




## CERVICAL AND BREAST CANCER SCREENING PROGRAMME



**AIIMS BATHINDA**  
DEPT. OF OBS & GYN  
UNDER AEGIS OF FOGSI

SEMINAR ON - 02 MARCH 2020  
TIME 3:00 P.M. ONWARDS  
MEETING HALL 1<sup>st</sup> FLOOR  
SSP OFFICE  
MINI SECRETARIAT BTI.

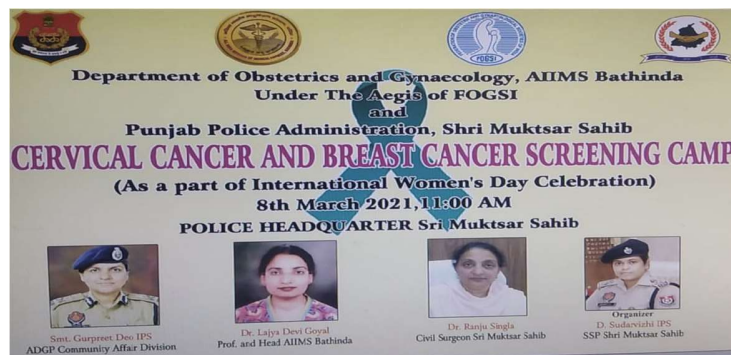


**FREE PAP SMEAR  
& BREAST EXAMINATION  
BY EXPERT GYNAECOLOGIST**

**SCREENING CAMP - 08 MARCH 2020**  
TIME 10:00 A.M. TO 1:00 P.M.  
POLICE LINE HOSPITAL  
POLICE LINE BATHINDA

FREE CAMP FOR WOMEN POLICE, CRPF WOMEN POLICE + FAMILIES

<b>SH. SURINDERPAL SINGH</b> PPS SUPERINTENDENT OF POLICE (HQ) BATHINDA	<b>SH. NANAK SINGH</b> IPS SENIOR SUPERINTENDENT OF POLICE BATHINDA	<b>SH. ARUN KUMAR MITTAL</b> IPS INSPECTOR GENERAL OF POLICE BATHINDA RANGE, BATHINDA
--	--	--

**Awareness on Cervical cancer and Breast Cancer (March 2020)****Cervical Cancer Awareness and Pap Smear Screening Camp at Muktsar (March 2021)****Seminar on cervical cancer awareness for women police officers**




**Department of Obstetrics and Gynecology**  
**All India Institute of Medical Sciences Bathinda (Punjab)**

---

Cordially Invites you to the virtual CME on

**Recurrent Pregnancy Loss- March 6<sup>th</sup>, 2021 (3:00-5:00 PM)**

---



**Patron**  
**Prof. Dr. D.K. Singh**  
 Director and CEO, AIIMS Bathinda.

**Dr. Lajya Devi Goyal**  
 Organizing Chairperson

**Dr. Priyanka Garg**  
 Organizing Secretary

**Organizing Committee members**

- Dr. Supriti
- Dr. Deepika
- Dr. Balpreet Kaur
- Dr. Divya Gupta Jindal

**For details Contact:**  
**Dr. Priyanka Garg**

[: priyanka.garg.ai@gmail.com](mailto:priyanka.garg.ai@gmail.com)

[: +91 6280628137](tel:+916280628137)

**Registration link**

<https://forms.gle/DNhrzLcvY7J9bUu6>

**Inaugural speech by the Patron, Prof D.K.Singh (3:00-3:05 PM)**

**Lecture series (3:05-4:05 PM)**

<p><b>Overview of RPL (3:05-3:25 PM)</b></p> <p><b>Speakers</b></p>  <p><b>Dr. Lajya Devi Goyal</b>              Prof &amp; Head, AIIMS Bathinda</p>	<p><b>Diagnosis and management of anatomical factors in RPL (3:25-3:45 PM)</b></p>  <p><b>Dr. Sarita Agrawal</b>              Prof &amp; Head, AIIMS Raipur</p>	<p><b>Diagnosis and management of immunological factors in RPL (3:45-4:05 PM)</b></p>  <p><b>Dr. Pratibha Singh</b>              Prof &amp; Head, AIIMS Jodhpur</p>
---	--	--

**Chairpersons**

 <p><b>Dr. Manjit Singh Sidhu</b>              Sr. Consultant OBGY, Preet Hospital, Bathinda</p>	 <p><b>Dr. Rama Garg</b>              Prof &amp; Unit Head OBGY, AIMS, Bathinda</p>	 <p><b>Dr. Dheera</b>              Sr. Lecturer, OBGY Dist: Hospital, Bathinda</p>
---	--	---

**Panel discussion on RPL (4:05-4:55 PM)**

**Moderators**

 <p><b>Dr. Priyanka Garg</b>              Asstt. Prof, OBGY, AIIMS Bathinda</p>	 <p><b>Dr. Balpreet Kaur</b>              Asstt. Prof, OBGY, AIIMS Bathinda</p>
--	---

**Panelists**

 <p><b>Dr. Seema Grover</b>              Prof &amp; Head, OBGY, GGS Medical college Faridkot</p>	 <p><b>Dr. Kavita Bhatti</b>              Prof &amp; Head, OBGY, CMC, Ludhiana</p>
 <p><b>Dr. Ashima Taneja</b>              Prof &amp; Head, OBGY, DMCH Ludhiana</p>	 <p><b>Dr. Vidhu Modgil</b>              Consultant OBGY &amp; Director, Suran Hospital Ludhiana</p>
 <p><b>Dr. Supriti</b>              Asstt. Prof, OBGY, AIIMS Bathinda</p>	

**Vote of thanks: Dr. Lajya Devi Goyal. (4:55-5:00 PM)**

### CME on “Recurrent Pregnancy Loss” (March 2021)

## Department of Microbiology

List of Faculty with designation

S. No	Name of the Faculty	Designation
2.	Dr Kamla Kant	Assistant Professor
3.	Dr Sivanantham K	Assistant Professor

BSL-2 facility with COVID-19 RT PCR testing facility was started in AIIMS, Bathinda during pandemic to serve the region of Bathinda on 06-Oct-2020.

S. NO	Name of the test	Numbers From start of services till March 31 <sup>st</sup> , 2020	Numbers From April 1 <sup>st</sup> , 2020 till March 31 <sup>st</sup> , 2021	Total
9.1.	COVID-19 RT-PCR	-	5544	5544

**Inauguration of COVID testing facility at AIIMS Bathinda:**



## Department of Ophthalmology

List of Faculty with designation

S. No	Name of the Faculty	Designation
1.	Dr Anuradha Raj	Associate Professor
2.	Dr. Sanjeev Kumar	Assistant Professor

### Hospital Services statistics for clinical departments

S. No		Numbers From start of services till March 31 <sup>st</sup> , 2020	Numbers From April 1 <sup>st</sup> , 2020 till March 31 <sup>st</sup> , 2021	Total
1	OPD	3754	5303	9057
2	Telemedicine consultations		118	118
3	BADAL OPD	324	201	525
4	Minor Procedures	42	98	140
5	Day care Admissions		42	42
6	Major Procedures		12	12
7	LASER Procedures	43	98	141
8	<b>Investigations</b>			
9	Ultrasound	121	124	245
10	Optical Coherence Tomography	337	789	1126
11	Fundus Fluorescein Angiography	37	90	127

### Major events/ of the department

- 1) Eye donation fortnight Celebration on from 25 Aug to 8 Sep 2020.
  - 1.1 Poster Competition
  - 1.2 Eye Donation awareness talk among Nursing Officers
- 2) Got registration with PNDT 24<sup>th</sup> Sep 2020.
- 3) Medical Education: Presented in the CME conducted in the Institute.
- 4) For community welfare: Starting Visiting the BADAL community hospital for outpatient department.
- 5) Organized camps for free check-up camps at old age home at nearby village.

## Department of Orthopedics

Department of orthopedics started its clinical services after the inauguration of outpatient facility at the All India Institute of Medical Sciences Bathinda on 23rd December 2019. Our faculty of four consultants has worked efficiently and relentlessly to render best patient outcomes and satisfaction. The department has grown by leaps and bounds in last one year. We would like to highlight some important achievements of the department.

### List of Faculty with designation

S. No	Name of the Faculty	Designation
1	Dr Tarun Goyal	Associate Professor & Head
2	Dr Pankaj K Sharma	Assistant Professor
3	Dr Kavın Khatri	Assistant Professor
4	Dr Gaganpreet Singh	Assistant Professor
5	Dr Lakshmana Das S	Senior Resident

### Clinical services (April 1<sup>st</sup>, 2020 till March 31<sup>st</sup>, 2021)

Department of orthopaedics has witnessed the busiest outpatient clinic at AIIMS Bathinda.

- 1 19,151 patients were seen physically in the OPD
- 2 555 patients were given consultations via tele-consultation
- 3 572 procedures have been performed in the department (this includes intra-articular injections and other minor procedures)
- 4 19 major procedures have been performed.
- 5 In collaboration with the department of radiodiagnosis, orthopaedics has been routinely undertaking interventional procedures such as biopsies, aspirations and injections.
- 6 89 Plaster applications Have been performed in last one year.
- 7 Besides, the department is providing regular consultations via E-Sanjeevani since its launch.
- 8 With the help of nursing staff and technicians posted in the department of orthopaedics, we have been running ergonomic and exercise training to the patients for management of routine musculoskeletal problems.
- 9 Department has started a unique tele-rehabilitation initiative in wake of COVID-19 pandemic. Exercises customised to the need of the patients are sent to them electronically and they are being followed up for the clinical progress.



**Hospital Services statistics for clinical departments**

S. No		Numbers From start of services till March 31 <sup>st</sup> , 2020	Numbers From April 1 <sup>st</sup> , 2020 till March 31 <sup>st</sup> , 2021	Total
1	OPD	12954	19151	32105
2	Telemedicine consultations	0	555	555
3	Procedures			
	Minor Procedure			
	Deformity corrective cast for children	1	10	11
	Close reduction of fractures & POP application	5	89	94
	Intraarticular injections	78	528	606
	Joint aspiration	3	21	24
	Image guided core biopsies	0	8	8
	Open Biopsies	0	4	4
4	Day care procedures	0	1	1
5	Major Procedure	0	19	19
6	Admissions	0	21	21
7	Any special clinics			
8	CTEV Clinic	0	5	5

**Major events/ of the department**

1. The department organised a webinar on world arthritis day 12 October 2020. Eminent rheumatologist from PGIMER Chandigarh Dr Varun Dhir spoke on management of rheumatoid arthritis by primary care physician.
2. The department organised first international CME of the institute on “Management of massive rotator cuff tears” on 17 October 2020. Four international speakers, experts in the field of complex shoulder surgeries spoke on contemporary treatment of complex Rotator cuff tears.
3. Dedicated CTEV clinic is held every Thursday. Department has collaborated with world’s renowned CTEV NGO “CURE” to provide free splints for the children.
4. Operative procedures have been started with initiation of OT complex

**Department Of Pediatric Surgery****List of Faculty with designation**

S. No	Name of the Faculty	Designation
1.	Dr. Navdeep Singh Dhoat	Assistant professor

**Hospital Services statistics for clinical departments**

S. NO		Numbers From start of services till March 31 <sup>st</sup> , 2020	Numbers From April 1 <sup>st</sup> , 2020 till March 31 <sup>st</sup> , 2021
1	OPD	282	771
2	Telemedicine consultations		170
3	Procedures	9	48
	Day care procedures		48
4	Major Procedure		
5	Admissions		18
	blood Sampling	58	321
6	Any special clinics		Rare disorder Surgically correctable birth defect clinic

**Department of Pathology****List of Faculty with designation**

S. No	Name of the Faculty	Designation
1	Dr. Manjit Kaur Rana	Assistant Professor
2	Dr. Manmeet Kaur	Assistant Professor
3	Dr. Jasmeen Kaur	Assistant Professor

**Department' performance**

S. NO	Name of the test	Numbers From start of services till March 31 <sup>st</sup> , 2020	Numbers From April 1 <sup>st</sup> , 2020 till March 31 <sup>st</sup> , 2021	Total
	<b>Hematological Section</b>			
1	Complete Blood Count	3791	6357	10,148
2	PBF	50	150	200
3	Urine examination Chemical Examination (2 parameters)	864	3587	4451
4	Urine examination Chemical Examination (10 parameters)	--	10	10
5	Urine examination Microscopy	864	3167	4031
	<b>Cytology Section</b>			
6	PAP smear	84	184	268
7	Fine Needle aspiration cytology	35	97	132
8	Exfoliative cytology	05	25	30
	<b>Histopathology review</b>	02	06	08
9	Special Hematology			
10	Thalassemia screening	--	38	38
11	PTI	--	115	115
12	INR	--	115	115
13	APTT	--	85	85
14	D-Dimer		50	50
15	Phlebotomy	4500	8375	12875

**Events**

1. Organized 1st VIRTUAL PATHOLOGY CME (AIIMS, BATHINDA) DATED 10-12-2020 turned to be academic feast, as more than 500 candidates participated
2. Establishment of Thalassemia Screening centre and Hemophilia Center turned out to be beneficial for patients

## Department of Psychiatry

### List of Faculty with designation

S. No	Name of the Faculty	Designation
1.	Dr. Jitender Aneja	Associate Professor
2.	Dr. Bharat Udey	Assistant Professor

### Hospital Services statistics for clinical departments

S. NO		Numbers From start of services till March 31 <sup>st</sup> , 2020	Numbers From April 1 <sup>st</sup> , 2020, till March 31 <sup>st</sup> , 2021	Total
1	OPD	1987 (Male-1151, Female-836)	4400 (Male-2276, Female-2124)	6387
2	Telemedicine consultations	Nil	577 (Male-305, Female-272)	577
3	<b>Procedures- Psychotherapy &amp; Counselling</b>	Nil	21	21
4	Major Procedure	NONE	NONE	NIL
5	Admissions	NIL	NIL	NIL
6	Any special clinics	Deaddiction Clinics Child & Adolescent Psychiatry Clinic Geriatric Mental Health Clinic Marital & Psychosexual Clinic	Deaddiction Clinics Child & Adolescent Psychiatry Clinic Geriatric Mental Health Clinic Marital & Psychosexual Clinic	Not recorded

### Major events of the department

#### World Mental Health Week (WMHW) 2020 (October 2020)

- A CME on “Suicide Prevention” was organized by the Department of Psychiatry on WMHW 2020, It was attended by many expertise and trainees in the field of Psychiatry and other specialties. The aim of CME was to increase awareness about suicide prevention strategies for the population as a whole and vulnerable persons.
- Poster making competition was conducted for school children’s and MBBS students, basic motive of it was to increase awareness among students about mental health and related problems in general.
- Along with this, Department of Psychiatry faculties were posted in COVID19 wards and ICU on rotation basis during COVID19 pandemic. In COVID19 pandemic along with providing general medical care Psychiatry faculties were also providing mental health care to admitted COVID19 patients, those were in need for any kind of mental health issue. s

Photographs-



## Department of Radiation Oncology

### List of Faculty with designation

S. No	Name of the Faculty	Designation
1.	Dr Sapna Marcus Bhatti	Associate Professor
2.	Dr Rohit Mahajan	Assistant Professor

### Department's Statistics

S. NO		Numbers From start of services till March 31 <sup>st</sup> , 2020	Numbers From April 1 <sup>st</sup> , 2020 till March 31 <sup>st</sup> , 2021
1.	OPD	242	571
2.	Telemedicine consultations	0	39
3.	Procedures	0	0
4.	Minor Procedure	0	0
5.	Chemotherapy administered	0	29
6.	Supportive-care		20
7.	Day care procedures	0	0
8.	Major Procedure	0	0
9.	Admissions	0	0

### Major Activities of the department

**World Cancer Day 4<sup>th</sup> February, 2020.** It was a one day programme held in the hospital reception area to mark the survivor zeal and enthusiasm exhibited by cancer patients. They were welcomed with roses and were awarded with token of appreciation for their enthusiasm for life.



**4<sup>th</sup> MARCH 2020:** Project PEHEL was inaugurated by Department of Radiation oncology in which an effort has been taken to spread awareness towards young school going girls to become breast aware and to perform breast self-examination. It was kick started at St Josephs Convent School in the city. In the preliminary round the teachers of the school were made aware so that further teachings could take place. However, unfortunately due to COVID-19, the project was shelved, but son will be re-started next month.



**4<sup>th</sup> February 2021:** Improvisations were done compared to year 2020 regarding celebrations of World Cancer Day. A variety of innovative programmes were added which comprised of awareness in the community Areas THROUGH SKITS AND HEALTH talks organized in conjunctions with other departments. A variety of competitions were held based on cancer awareness, including Rangoli, Poster competition and Slogan writing. A special skit prepared by MBBS students was displayed for community which was appreciated by larger masses.





## Department Of Radiodiagnosis

### List of Faculty with designation

#### Name of the Faculty

#### Designation

Dr. Harmeet Kaur

Assistant Professor

Dr. Navdeep Kaur

Assistant Professor

### Diagnostic Services

- High Resolution Ultrasonography and Color Doppler
- Mobile Computed Radiography (CR)
- 1000 MAs Digital Radiography (DR) system with flat panel detector
- Multi-slice (256-slice) Computed Tomography (CT)
- 3- Tesla Magnetic Resonance Imaging (MRI)
- Being committed to patient service, the department continued its services during the COVID pandemic. The mobile CR X-ray unit has been shifted to COVID ward to provide uninterrupted diagnostic facilities to COVID patients.
- 1000 MAs DR system, 256- slice CT and 3-Tesla MRI were added to the diagnostic armamentarium of the department.
- RIS-PACS has been introduced in the department for electronic reporting and archiving purposes. We are making a concerted effort to switch to electronic reporting and archiving to increase efficiency and reduce the turn-around time.

### Department's statistics

	<b>Numbers From start of services till March 31<sup>st</sup>, 2020</b>	<b>Numbers From April 1<sup>st</sup>, 2020 till March 31<sup>st</sup>, 2021</b>	<b>Total</b>
Ultrasound	1439	2998	4437
X-Rays	3350	7495	10,845
CT Scan	-	454	454
MRI	-	660	660

### Major events of the department

- Installation and commencement of 1000 mAs Digital Radiography services in the department
- Installation of state of art 256-slice CT Scan machine which enables scanning of patients at very high speed with low radiation dosage and minimize motion blur.
- Installation of 3T MRI machine in the department which is the highest available Tesla available for medical imaging, enabling both general and advanced MR evaluation of patients.
- Institute and radiography equipment registration under AERB (Atomic Energy Regulatory Board).
- Regular training sessions of nursing officers, radiographers and paramedical staff regarding COVID protocols to ensure safety of staff as well as patients.

Hindustan Times (Chandigarh)

## Diagnostic machines launched at AIIMS Bathinda

All India Institute of Medical Sciences · Medicine  
29 Oct 2020

BATHINDA: Union health minister Dr Harsh Vardhan inaugurated radiodiagnosis facilities and student hostels at All India Institute of Medical Sciences (AIIMS) Bathinda on Wednesday. He said the state-of-the-art equipment will provide quality healthcare facilities to south Malwa districts. The minister said the modern radiology equipment includes 3-Tesla MRI, 256-slice CT scan and digital radiography machines, which will be the first of its kind in this region.



**Inauguration of 1000 mAs Digital Radiography, 256-slice CT and 3 T MRI**



**Training session of nursing officers by faculty regarding radiographic contrast administration and management of contrast reactions.**



**Training session of radiographers by faculty about radiation health hazards and their prevention**



**Performing ultrasound - guided liver biopsy    Digital Radiography Services**

## Department of surgical oncology

List of Faculty with designation

Name of the Faculty  
Dr Nikhil Garg

Designation  
Assistant Professor

### Hospital Services statistics for clinical departments

S. NO		Numbers From start of services till March 31 <sup>st</sup> , 2020	Numbers From April 1 <sup>st</sup> , 2020 till March 31 <sup>st</sup> , 2021	Total
1.	OPD	401	791	
2.	Telemedicine consultations	nil	21	
3.	Procedures			
3.1	Minor Procedure	Nil	413	
	Chemotherapy administered		10	
4.	Major Procedure		18	
5.	Admissions		18	

### Major events/ of the department:

Chemo port and Huber needle insertion.

CME and workshop for faculty and nursing officer. 22.10.2020



**BARD Biopsy workshop-29/1/2021.****World Cancer Day- 4<sup>th</sup> February 2021.**

## Department of Urology and Renal Transplant

### Department wise performance.

List of Faculty with designation

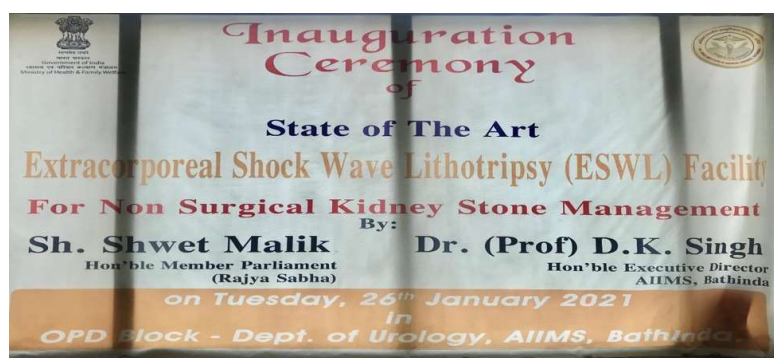
S. No	Name of the Faculty	Designation
1.	Dr Kawaljit Singh Kaura	Assistant Professor

### Department wise performance

S. NO		Numbers From start of services till March 31 <sup>st</sup> , 2020	Numbers From April 1 <sup>st</sup> , 2020 till March 31 <sup>st</sup> , 2021	Total
1.	OPD	1039	3392	4431
2.	Telemedicine consultations	00	309	309
3.	Procedures			
	Urethral calibration	00	19	19
	Day care procedures	00	44	44
4.	Major Procedure			
	Percutaneous Nephrostomy	00	02	02
	TRUS guided Prostatic Biopsy	00	04	04
5.	Extracorporeal Shock Wave Lithotripsy (ESWL) Admissions	00	38	38
6.	Investigations	00	00	00
	Uroflowmetry	00	319	319
7.	Any special clinics	00	00	00

### Major events/ of the Department: -


1. Inauguration and installation of State of the Art “Extracorporeal Shock Wave Lithotripsy (ESWL)” for non-surgical Kidney Stone removal







2) A talk on “Recent Advances in Prostate Cancer management” by Dr Sudhir Isharwal from Oregon Health and Science University, Portland USA



### 3. Urodynamic Study (UDS )



### 4. Extramural Research Projects

Name of Project	Funding agency	Amount of funding
Respiratory Therapist project	Punjab skill development Mission	2 Cr.





# **Working Committees**

## **Internal Complaints Committee (ICC)**

### **[Prevention of Sexual Harassment at Workplace]**

As per the guidelines issued by Ministry of Women and Child development, all the organizations having more than 10 personnel/officials must constitute an ICC committee in pursuance of the “Sexual harassment of Women at workplace Prevention, Prohibition and Redressal act 2013”. This act ensures that women are protected against sexual harassment at all work place be it in public or private. The act contributes to the realization of women’s right to gender equality, life and liberty in working conditions everywhere. The sense of security at workplace will improve women’s participation in work resulting in their economic empowerment and growth.

In this context an ICC committee was duly constituted by AIIMS Bathinda vide letter no. AIIMS/Bathinda/Admin/OO-29 dated 11-Aug-2020.

<b>S.No.</b>	<b>Name</b>	<b>Designation</b>
1.	Dr. Lajya Devi	Chairperson
2.	Dr. Ajay Kumar	Member
3.	Dr. Priti Chaudhary	Member
4.	Dr. Anuradha Raj	Member
5.	Dr. Navita Aggarwal	Member
6.	Dr. Vaibhav Saini	Member
7.	Dr. Jitender Aneja	Member
8.	Dr. Sapna Sheeba Marcus	Member
9.	Dr. Preeti Singh Dhoat	Member
10.	Nursing Officer	Member

The committee organizes regular lectures on “Orientation of Sexual harassment at work place against women” at AIIMS Bathinda to sensitize the students, faculties, nurses, staffs, supporting staffs and administration on various occasions. The aim of this sensitization programme is to create awareness amongst the employees of AIIMSBathinda regarding the POSH (Prevention of sexual harassment) act 2013. The contact details of the committee are also displayed on all the notice boards at college campus, OPD premises and hostel premises.

## Centre for Medical Education Technology (CMET)

### Members

1. Dr. Prof. Akhilesh Pathak (HOD Forensic Medicine) – Coordinator
2. Dr. Navita Aggarwal – Assistant Coordinator
3. Dr. Ajay Kumar – Member
4. Dr. Tarun Goyal – Member
5. Dr. Jyoti Barwa – Member
6. Dr. Abhinav Kanwal – Member
7. Dr. Rattan Singh – Member
8. Dr. Manjit Rana – Member
9. Dr. Madhur Verma – Member
10. Dr. Balpreet Kaur – Member
11. Dr. Bharat Udey – Member
12. Dr. Meena Mirdha – Member
13. Dr. Sivanantham – Member
14. Dr. Shailendra Rana – Member
15. Dr. Rohit Mahajan – Member

### Vision

The Centre for Medical Education and Technologies (CMET), AIIMS Bathinda aims to become a centre of excellence for sensitizing and training health professions educators in the latest innovations in teaching-learning and assessment methodologies, curriculum development and educational research.

The centre envisions enhancing the quality of health-related training and educational programs to bring the institution at par with prevailing global standards.

### Objectives

- To monitor teaching learning activities of the Institution ensuring learning happens
- To focus on imparting competency-based systems approach method of training to equip our graduates for global competition
- To conduct regular training for faculty in medical education technologies facilitating faculty development
- To establish a skills centre to train both students and faculties in various desired hard and soft skills enabling sustained learning
- To encourage and conduct research in medical education as a process of enhancing quality enhancement
- To collaborate with other centres of excellence in medical education as a step towards capacity building
- To start certification courses and degree courses in medical education fostering advancement of scholarly activities among faculties.

### Our Plans

#### Immediate plans of CMET

- To conduct certified in-house training for all its faculties in medical education technologies
- To develop integrated curriculum for undergraduate curriculum
- To execute research projects in medical education technologies
- To start certified courses in imparting advanced training in health professional education

#### Future plans of CMET

- To establish a communication skills lab
- To create simulation and Skills laboratory with advanced mannequins
- To do consultancy services for medical education technologies
- To start masters and doctorate courses in health profession education
- To publish journals and books in medical education technologies

### Events

1. The first meeting of the CMET was conducted on 28th July 2020. Dr. Akhilesh Pathak, CMET Coordinator welcomed the members and outlined the vision and mission of the centre.

2. Orientation Programme for 2020 Batch – the orientation programme for newly joined 1st professional MBBS students was organized from 1st January – 12th January 2021. The students were warmly welcomed by Hon'ble Director and the faculty members. Detailed schedule of the orientation programme is attached. (Annexure 1)

The orientation programme included sessions on first aid, basic life support, resuscitation skills, stress management and the role of meditation and sports. The programme also included awareness sessions on COVID-19, bio-medical waste management, disinfections and hand-washing.

The programme concluded with a 'White Coat Ceremony' conducted on 12th January 2021. The solemn occasion included an oath taking ceremony in which the students pledged to uphold the principles of humanity and service before self.

### ANNEXURE 1

#### Schedule of Orientation Programme for 2020 Batch MBBS students

DATE	TIMING	PROGRAMME	FACULTY/STAFF	MODERATOR
DAY -1 (1.1.2021) (FRI)	9.00 AM - 10.30 AM	Registration	SR + NO Dr. Harsimran Singh Dr. Jagriti	Dr. Akhilesh Pathak Dr. Ajay Kumar Dr. Abhinav Kanval Dr. Meena Mirdha
	10.30 AM – 11.00 AM	Dean's Address	Dr. Satish Gupta	
	11.00 AM – 12.00 PM	Welcome Speech	Director Sir	
	12.00 PM – 12.30 PM	COVID Safety	Dr. Vaibhav Saini Dr. Vikasdeep	
	2.30 PM – 3.30 PM	Anti-Ragging Policy	Dr. Priti Chaudhry	
	3.30 PM – 4.30 PM	BMW Management + Hand Washing (Activity)	Dr. Kamlakant Dr. Shivantham	
	4.30PM – 5.00 PM	STUDENT'S MESS	Dr. Akhilesh Pathak	
DAY-2 (2.1.2021) (SAT)	9.00 AM – 10.00 AM	Current Scope of Medicine	Dr. Amandeep	Dr. Rattan Singh Dr. Shailender Rana Dr. Balpreet Dr. Meena
	10.00 AM – 11.00 AM	First AID	Dr. Ramnika Agarwal	
	11.00 AM - 12.30 PM	Blood Donation/Transfusion	Dr. Manmeet	
DAY-3 (4.1.2021) (MON)	9.00 AM – 10.00 AM	Infection	Dr. Kawaljit Singh Kaura	Dr. Jyoti Sharma Dr. Bharat Udey Dr. Balpreet
	10.00 AM – 12.30 PM	Resuscitation Skill + BLS with Demonstration	Dr. Jyoti Sharma Dr. Navneh	
	2.30 PM – 3.00 PM	Wound Healing	Dr. Jaspreet Shergil	
	3.00 PM – 4.00 PM	Etiquette in Medical Profession	Dr. Sapna Marcus Bhatti Dr. Kevin Khatri Dr. Madhur	

	4.00 PM – 5.00 PM	Addiction	Dr Bharat Udey	
DAY-4 (5.1.2021) (TUE)	9.00 AM -10.30 AM	Tips for Eye Health	Dr. Anuradha	Dr. Madhur Dr. Rattan Dr. Sivanathan
	10.30 AM - 11.30 PM	AIIMS Organization	Dr. Moonis Mirza	
	11.30 AM – 12.30 PM	Vital Signs	Dr. Preeti Singh Dhoat	
	2.30 PM-4.00 PM	Research in Medical Education	Dr. Tarun Goyal Dr. Apoorva Patra	
	4.00 PM – 5.00 PM	Stress Management (Activity)	Dr. Jitender Aneja	
DAY-5 (6.1.2021) (WED)	9.00 AM -11.00 AM	Role of Yoga in Health	Dr. Dipti Magan	Dr. Tarun Goyal Dr. Shailender Rana Dr. Meena
	11.00 AM-1.00 PM	Role of Meditation in life (Activity)	Dr. Supriti Kumari	
	2.30 PM-3.30 PM	Sleeping Habits	Dr. Meena Mirdha	
	3.30PM -5.00 PM	Role of Sports/Gym in Health	Dr. Bharat Udey	
DAY-6 (7.1.2021) (THUR)	9.00AM-10 AM	Life in Hostel	Dr. Pankaj Sharma Dr. Ankita	Dr. Ajay Kumar Dr. Rattan Singh Dr. Meena Dr. Balpreet
	10.00 AM-11 AM	Students Expectations (Interactive)	Dr. Satish Gupta Dr. Rattan Singh	
	11.00 AM-12.00 PM	Doctor-Patient Relationship	Dr. Lajya Goyal	
	12.00 PM - 12.30 PM	Leadership Quality	Dr. Sanjay Rajput	
	2.30 PM – 5 .00 pm	National Health Policies	Dr. Bhola Nath Dr. Soumya Sahoo	
DAY-7 (8.1.2021) (FRI)	9-10 AM	Study Skill	Dr. Saket Dr. Jitender Sharma Dr. Himanshu Sharma	Dr. Tarun Goyal Dr. Abhinav Dr. Meena
	10-11 AM	Code of conduct for MBBS	Dr. Manjit Kaur Dr. Gagan	
	11.00 AM – 12.30 PM	Self-Directive Learning	Dr. Navdeep Dhaot	
	2.30 PM - 5 PM	Early Clinical Exposure + Departmental Tour	Dr. Balpreet Kaur Dr. Rajni Dr. Sanjeev Dr. Rohit Mahajan	
DAY-8 (9.1.2021) (SAT)	9.00 AM-10 .00 AM	Ethics in Medical Practice	Dr. Ajay Kumar	Dr. Navita Dr. Sivanathan Dr. Bharat Udey
	10.00 AM - 11.00 AM	Gender Sensitization (Activity)	Dr. Anjali Singal Dr. Priyanka	
	11.00 AM - 12.30 PM	Use of online resources for learning (Activities)	Dr. Nikhil Aggarwal	
DAY-9 (11.1.2021)	9.00 AM-10.00 AM	Time Management	Dr. Abhinav Kanwar	Dr. Meena Dr. Jyoti Sharma Dr. Shailender
	10.00 AM-11.00 AM	Emotional Intelligence	Dr. Jitender Aneja	

(MON)	11.00 AM - 12.00 PM	Introduction to Radiology	Dr. Navdeep Kaur	
	12-12.30 PM	Use of colloquial (local language) in patient	Dr. Nikhil Garg Dr. Shivani	
	2.30 PM – 3.30 PM	Emotional intelligence and EQ	Dr. Jitender aneja	
	3.30 PM – 5.00 PM	Group Activity / Dynamics	Dr. Sonia Kochar Dr. Apurba Patra Dr. Saket Sinha Dr. Navneh Samagh Dr. Jasmeen	
DAY-10 (12.1.2021) (TUE)	9 AM -10 AM	Role of Dentistry in Medical science & Dental Hygiene	Dr. Lata Goyal Dr. Shailendra Rana Dr. TARUN k Singh	All MEU Members
	10 AM -11.30 AM	Group discussion: What does it mean to be a doctor to you?	Dr. Rajni Dr. Manmeet Dr. Rohit Mahajan Dr. Mamta Mohan	
	11.30 AM – 12.30 PM	Feedback	Dr. Navita Agarwal & Dr. Rattan Singh	
	2.30 PM -5 PM	WHITE COAT CEREMONEY	MEU	

**Pictures of events conducted by CMET, AIIMS Bathinda**



Image 1 – First meeting of the CMET, AIIMS Bathinda





**Image 2 – Orientation Programme for 2020 Batch MBBS students**



**Image 3 – CMET Members at the White Coat Ceremony for 2020 Batch MBBS students**



## UG Hostels

### Undergraduate Boys' Hostel

**Superintendent:**

Dr Vaibhav Saini, Associate Professor, Dept of ENT

**Assistant Superintendent:**

Dr Soumya Swaroop Sahoo, Assistant Professor, Dept of CFM

AIIMS Bathinda has a facility of 242-seater boys' hostel (121 rooms on twin sharing basis) with an attached dining mess facility. Occupation of the boys' hostel was started on October 2020 once the COVID pandemic slowed down. 31 boys from the academic year 2019 and 59 boys from academic year 2020 are currently living in the hostel premises. The hostel has state of the art facilities with a common room, 64 seated reading room, Wi-Fi internet connectivity, RO water purifiers, visiting room, room for indoor games and a mini library. The hostel is safe and sound with round the clock deployment of security guards.

### Undergraduate Girls' Hostel

**Superintendent:**

Dr Priti Chaudhary, Additional Professor, Dept of Anatomy

**Assistant Superintendent:**

Dr Ankita Kankaria, Assistant Professor, Dept of CFM

AIIMS Bathinda provides a facility of 242-seater girls' hostel (121 rooms on twin sharing basis) with an attached dining mess facility. Occupation of the girls' hostel was started on October 2020 once the COVID pandemic slowed down. 18 girls from the academic year 2019 and 41 girls from academic year 2020 are currently living in the hostel premises. The hostel has state of the art facilities with a common room, 64 seated reading room, Wi-Fi internet connectivity, RO water purifiers, visiting room, room for indoor games and a mini library. The safety and security of the girl students is specially taken care of with round the clock deployment of security guards.

## Institutional Research Committee

Under the guidance of our worthy Director, Prof Dr. Dinesh Kumar Gupta, Institutional Research Committee was formulated on 25 July 2020 with the following members.

S.No.	Name	Designation	Department	Role
(1)	Dr. Lajya Devi Goyal	Professor	Obstt. & Gynecology	Chairperson & Associate Dean, Research
(2)	Dr. Ajay Kumar	Additional Professor	Forensic medicine	Alternate Chairperson
(3)	Dr. Bhola Nath	Additional Professor	Community Medicine	Member
(4)	Dr. Sonia	Associate Professor	Physiology	Alternate Member secretary
(5)	Dr. Vaibhav Saini	Associate Professor	ENT	Member secretary
(6)	Dr. Tarun Goyal	Associate Professor	Orthopedics	Member
(7)	Dr. Sanjay Rajput	Associate Professor	Biochemistry	Member
(8)	Dr. Preeti Dhoat	Associate Professor	Medicine	Member
(9)	Dr Sapna Marcus	Associate Professor	Radiation Oncology	Member

The first Institutional Research Committee meeting was held on 9<sup>th</sup> August 2020 under chairmanship of Prof Dr. Lajya Devi Goyal. In first meeting basic guidelines for proper functioning of Research Committee were formulated.

Screening of the projects submitted to the committee was done on the basis of feasibility, novelty, and methodology. Researchers were guided regarding material and methods for conducting valid research. Till 31<sup>st</sup> march 2021 61 projects have been validated by Institutional Research Committee and been sent to institutional ethics committee. Total of 15 Research Cell Meetings were held in gynae department for discussion under the Chairperson, Research cell Professor Dr. Lajya Devi Goyal, Associate, Dean Research.

SR NO	Specialty	Principal Investigator	Title
1.	Anaesthesia	Dr Navneh	Range of neck movements in turbaned individuals
2.		Dr Jyoti Sharma	Knowledge and practice of basic life support a cross-sectional study among the healthcare workers of a tertiary care centre
3.		Dr Jyoti Sharma	Effect of jaw and neck exercises on parameters of airway assessment
4	Anatomy	Dr Anjali Singal	Topographic anatomy of zygomatico-facial foramen and its clinical implications
5.		Dr Anjali Singal	Effectiveness of cadaver brain painting as a teaching learning tool to ease “neuro” phobia for neuroanatomy in first year medical students
6.		Dr Apurba Patra	Need for the morphometric analysis of cerebral intraventricular sizes in healthy north indian adult population – findings from a single centre magnetic resonance imaging study
7.		Dr Apurba Patra	Assessment of knowledge, attitude and practice regarding organ donation among undergraduate medical students of various aiims in india
8.		Dr. Priti Chaudhary	Assessment of the knowledge, attitude, anxiety episode, and perceived psychological impact of covid-19 pandemic on medical undergraduate students.
9.	Biochemistry	Dr. Rajani	Role of cardiac biomarkers in prediction of early cardiac involvement, disease severity, morbidity and mortality of covid-19 patients
10.	Dentistry	Dr. Shailendra Singh Rana	A pilot study to derive the measurements of pa cephalogram image using orthopantomogram and lateral cephalogram images by estimating the magnification
11.		Dr. Shailendra Singh Rana	Cervical vertebrae stage prediction on lateral cephalogram
12.		Dr Tarun Kumar Singh	Retention of posts luted with a resin cement in canals obturated using a calcium hydroxide based sealer – an invitro study
13.		Dr. Lata Goyal	Oral health status and oral health related quality of life in patients with metabolic syndrome a cross sectional study
14.		Dr. Lata Goyal	Treatment of gingival recession using conventional vs minimally invasive coronally advanced flap with platelet rich fibrin in thin gingival biotype randomized controlled clinical trial
15.	Dermatology	Dr Shivani Bansal	A clinico-epidemiological study of facial acanthosis nigricans and its association with metabolic syndrome in indian population
16.	Forensic medicine	Dr. Akhilesh Pathak	Surveillance of homicidal crimes in bathinda
17.		Dr Ajay Kumar	Measures to enhance quality of medicolegal work in bathinda (panjab)
18.	General	Dr. Amandeep	Prevalence and outcome of comorbidities in patients

	medicine		with connective tissue disorders
19.		Dr. Amandeep	To study the association of qtc interval and qtd dispersion in patients with uncomplicated metabolic syndrome
20.	Hospital administration	Dr. Moonis Mirza	“gap analysis of hospital signage and wayfinding system in a tertiary care hospital of north india”
21.	Microbiology	Dr. Sivanantham K	Proposal for collaboration with pgimer, _epidemiology and genetic diversity of rickettsial pathogens causing human infections in punjab and chandigarh
22.	Otorhinolaryngology	Dr. Vaibhav Saini	Neuropsychiatric adverse effects of montelukast therapy in ent patients
23.		Dr. Vaibhav Saini	Prevalence of otological disorders among school going children
24.		Dr. Vikasdeep Gupta	Age related hearing impairment demography and quality of life
25.		Dr. Vikasdeep Gupta	Clinical and cephalometric relationship of the upper airway in aden tonsillar hypertrophy patients
26.	Obstetrics and gynaecology	Dr. Priyanka Garg	Trends and patterns of spousal violence in india- comparative analysis of the national family health survey round iii and iv
27.		Dr. Lajya Devi Goyal	Effect of covid-19 pandemic on antenatal care and pregnancy outcome amongst rural women of punjab- assessment through prospective teleconsultation.
28.		Dr. Lajya Devi Goyal	Changes in the patterns of female tobacco usage in india- findings from the two rounds of global adult tobacco survey india.
29.	Ophthalmology	Dr. Nikhil Aggarwal	Role of second generation inhalation steroids on intra ocular pressure in patients diagnosed with allergic rhinitis in indian sub-population
30.		Dr. Anuradha Raj	Correlation between clinical and echographic measurements of optic disc cupping in glaucomatous eyes
31.		Dr. Sanjeev Kumar	Effect of homatropine in eyes with fresh vitreous haemorrhage
32.	Orthopaedics	Dr. Pankaj Kumar Sharma	Clinico-radiological evaluation and correlation or associations of magnetic resonance imaging (mri) findings and clinical presentations in degenerative lumbar canal stenosis
33.		Dr. Tarun Goyal	Association between reproductive factors and osteoarthritis of the knee joint in indian females
34.	Pathology	Dr. Jasmeen Kaur	The utility and efficacy of prp in carpometacarpal osteoarthritis in patients visiting aiims, bathinda
35.		Dr. Jasmeen Kaur	To evaluate the efficacy of new hematological parameters for screening of the chronic obstructive pulmonary disease patients in tertiary care hospital
36.		Dr. Manjit Kaur	A prospective study to evaluate anemia as disease burden in geriatric patients at a tertiary care center in punjab
37.	Psychiatry	Dr. Jitender Aneja	An exploratory study to evaluate restless legs syndrome in patients attending psychiatry outpatient at a tertiary care hospital in punjab
38.		Dr. Bharat Udey	A study to evaluate mental health outcomes among

			covid-19 inpatients at a tertiary care hospital in punjab
39.	Pharmacology	Dr. Abhinav Kanwal	Health-related quality of life in patients with epilepsy receiving anti-epileptic drugs in a tertiary care teaching hospital in north india a cross-sectional study
40.	Physiology	Dr. Sonia Kochar	Impact of bls training on knowledge & skills of first year medical students.
41.		Dr. Sonia Kochar	Correlation between vitamin d status and metabolic syndrome component in north india females
42.		Dr. Dipti Magan	Effect of yoga-based lifestyle intervention (ybli) on cognition in major depressive disorder (mdd) project ppt
43.	Radiodiagnosis	Dr Navdeep Kaur	Chest ct findings in coronavirus disease 2019 (covid-19) pneumonia
44.		Dr Navdeep Kaur	Temporal changes in chest computed tomography findings in coronavirus disease 2019 pneumonia
45.		Dr. Harmeet Kaur	Role of spiral and uterine artery doppler indices during the first trimester (6-13 weeks) in predicting early pregnancy loss
46.	Radiotherapy	Dr. Sapna Marcus Bhatti	Compliance with calcium and vitamin d in osteoporotic and osteopenic cancer patients
47.		Dr. Sapna Marcus Bhatti	Effect of erythropoietin on bone architecture among patients with cancer and chemotherapy induced anemia
48.		Dr. Rohit Mahajan	Prevalence of mental health disorders in head and neck cancer patients
49.	Surgery	Dr. Jaspreet Shergill	Outcome of vitamin e and evening primrose oil for management of periodic breast pain cyclical mastalgia.
50.		Dr. Jaspreet Shergill	Peripheral neuropathy and peripheral vascular occlusive disease prevalence, risk factors and pain management
51.		Dr. Nikhil Garg	General surgery junior residents perspective vis-à-vis gaps in surgical oncology training
52.	CFM	Dr. Ankita Kankaria	Assessment of health status, psychological profile and lifestyle habits of indian medical graduate students in a tertiary care institute in north india
53.		Dr. Ankita Kankaria	Study on experience and psychological health of health care providers engaged in covid 19 care
54.		Dr. Madhur Verma	Predicting 10 year cardiovascular risk using who ish risk prediction chart in patients visiting aims bathinda
55.		Dr. Madhur Verma	Mapping the of febrile illnesses hotspots in punjab from 2010 to 2019
56.		Dr. Bhola Nath	Establishment of population based cancer registry in the bathinda district of punjab, india
57.		Dr. Bhola Nath	Effect of advertisement of nutritional products on purchases and consumption choices made by the school-going children and their parents- initial assessment from punjab, india
58.		Dr. Bhola Nath	A study on psychological health, coping strategies and quality of life of stable patients with covid 19 and their care givers.
59.		Dr. Soumya Swaroop Sahoo	Cyberchondria a cross-sectional study to explore online health-seeking behavior and its determinants among the community
60.		Dr. Soumya Swaroop Sahoo	Psychological health and coping strategies among of the general population during covid 19 a mixed method study

61.	Urology	Dr Kawaljit Singh Kaura	Relationship between bladder wall thickness, uroflowmetry and pressure -flow studies in bladder outlet obstruction.
-----	---------	----------------------------	---

*Events organized under the aegis of institutional research cell*

**First Research Methodology workshop** was organised under the guidance Research Cell to promote quality and clinically relevant research. Total 21 lectures were taken online from 13 oct 2020 to 02 march 2021 on weekly basis by National and International faculties. Workshop improved the knowledge and promoted research activity among faculty member of AIIMS.



## All India Institute of Medical Sciences Bathinda (Punjab)-151001

Cordially invites you to the webinar series on  
**RESEARCH METHODOLOGY COURSE**  
OCT – DEC 2020 (Time: 3.00-4.00 P.M.)



### Patron



**Hon'ble Prof. D. K. Singh**  
Director and CEO,  
AIIMS Bathinda

### Organizing Chairperson

**Prof. Lajya Devi Goyal**  
Chair-person, Research Cell  
AIIMS Bathinda

### Course Co-ordinators

Dr. Tarun Goyal  
Dr. Navneet Samagh  
Dr. Madhur Verma  
Dr. Priyanka Garg  
Dr. Lata Goyal

**Webinar Registration Link:**  
to be circulated every week.

**For Details contact :**  
Dr. Tarun Goyal  
(goyal.tarun.aiimsbathinda.edu.in;  
Phone: +91 8475 000 283)

Date	Topic	Faculty & Affiliations
06/10/20	Welcome Address	Prof. D. K. Singh (Director, AIIMS Bathinda)
06/10/20	Formulating research question	Prof. Pratima Gupta (AIIMS Rishikesh)
13/10/20	Hypothesis and objectives	Dr. Jeyashree K. (National Institute of Epidemiology, Chennai)
20/10/20	Literature review using PUBMED-I	Dr. Hemant Shewade (Centre for Operational Research, The Union, Paris, France)
27/10/20	Literature review using PUBMED-II	Dr. Hemant Shewade (Centre for Operational Research, The Union, Paris, France)
03/11/20	Observational study design with checklist-I	Dr. Jay Tripathy (AIIMS Nagpur)
10/11/20	Experimental Study design	Dr. Sourabh Dutta (PGIMER Chandigarh)
17/11/20	Randomized Control Trials	Dr. Aparna Mukherjee (ICMR New Delhi)
24/11/20	Systematic review and meta-analysis-I	Dr. Tarun Goyal (AIIMS Bathinda)
01/12/20	Systematic review and meta-analysis-II	Dr. Tarun Goyal (AIIMS Bathinda)
08/12/20	Sampling methods	Dr. Pranab Chatterjee (Johns Hopkins Univ. USA)
15/12/20	Calculation of sample size and power	Dr. Pruthi Thekkur (Centre for Operational Research, The Union, Paris, France)
22/12/20	Designing data collection tools including epi-collect	Dr. Pruthi Thekkur (Centre for Operational Research, The Union, Paris, France)
29/12/20	Overview of data analysis	Dr. Kamal Kishore (PGIMER, Chandigarh)



### Institutional Ethics Committee (IEC)

Name of Member	Qualification	Role/Designation
1. Dr. Jitendra Aneja	MBBS (MD- Psychiatry)	Clinician
2. Dr. Lajya Devi Goyal	MBBS (MD- Obstetrics & Gynaecology)	Clinician
3. Dr. Anuradha Raj	MBBS (MD/MS - Ophthalmology)	Clinician
4. Dr. Satinder Gomer	MBBS (MD-Anaesthesia)	Chair Person
5. Dr. Priti Choudhary	MBBS (MS- Anatomy)	Member Secretary
6. Dr. Akhilesh Pathak	MBBS (MD Forensic Medicine)	Basic Medical Scientist
7. Dr. Vinod Arya	BA – Sociology (Ph.D. in Sociology)	Social Scientist
8. Mr. Rohit Sharma	LLB (Perusing LLM)	Legal Expert
9. Mr. Mohan Lal Arora	BSc. (MSc Zoology)	Lay Person
10. Dr. Mridul Madhav	MBBS (MD-Anaesthesia)	Clinician
Pandit Rao		
11. Dr. Abhinav Kanwal	B. Pharm, Pharmaceutical Sciences (Ph.D. Pharmaceutical Sciences)	Scientific Member
12. Dr. Parveen Bansal	B.Sc. (Ph. D. D biochemistry)	Scientific Member

Institutional ethical committee of AIIMS Bathinda was registered on 6-10-2020 with CDSCO & also registered with DHR & NECRBHR on 19-11-2020.

First meeting of Institutional Ethical Committee (IEC) meeting was held offline on 22-12-2020 at Conference Room, AYUSH Building, AIIMS, Bathinda. During the meeting, total of 57 research projects were discussed out of which, 9 projects were approved, 42 projects were approved with subject to modifications and 6 projects were deferred.

Second meeting of the IEC meeting was held on 11-03-2021 from 4pm to 5pm at Conference Room, AYUSH Building, AIIMS, Bathinda. Three members of the committee including chairperson attended the meeting through online (virtual) platform while five members were present physically at the conference room. During the meeting, a total of 9 research projects (out of which 4 were STS Projects, 3 deferred projects and 2 Projects (subject to modifications) were discussed. All the projects discussed during the meeting were approved, except one which was suggested to provide further information/ permission.



**First meeting of Institutional Ethics Committee**

## Information Technology (IT) Cell

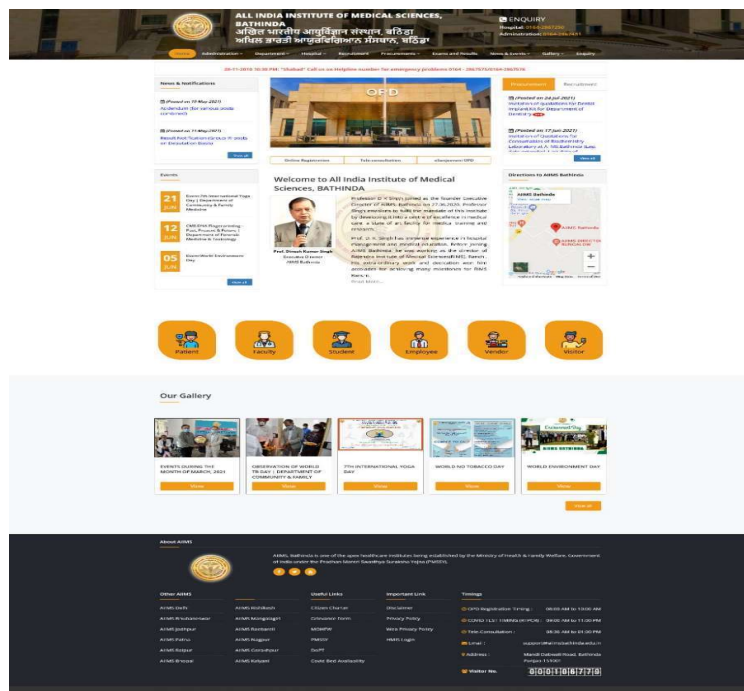
All India Institute of Medical Sciences, Bathinda drafted an IT vision document which envisages comprehensive information, communication, technology enabled environment in AIIMS, Bathinda. AIIMS, Bathinda appointed a Programmer (IT) and also created the Information Technology cell as under to assist the Administration as per F No: AIIMS-MG/Admin/Committee Matters/04/2018- 19/06 dated 4/08/2018 and expanded/modified the same through subsequent office orders.

**Website: - The IT cell designed and developed the Website of the institute. The IT cell continued to maintain the website and add functionality as and when required. Website provides all information related to following points: News & Events**

1. Procurement
2. Recruitment
3. Citizen charter
4. Grievance Form
5. Hospital Services
6. Departmental
7. Exams and Results
8. Enquiry
9. Gallery

Website also contains following links to register directly to avail hospital services.

1. Online OPD registration.
2. Tele-Consultation through ORS Portal.
3. eSanjeevani OPD.

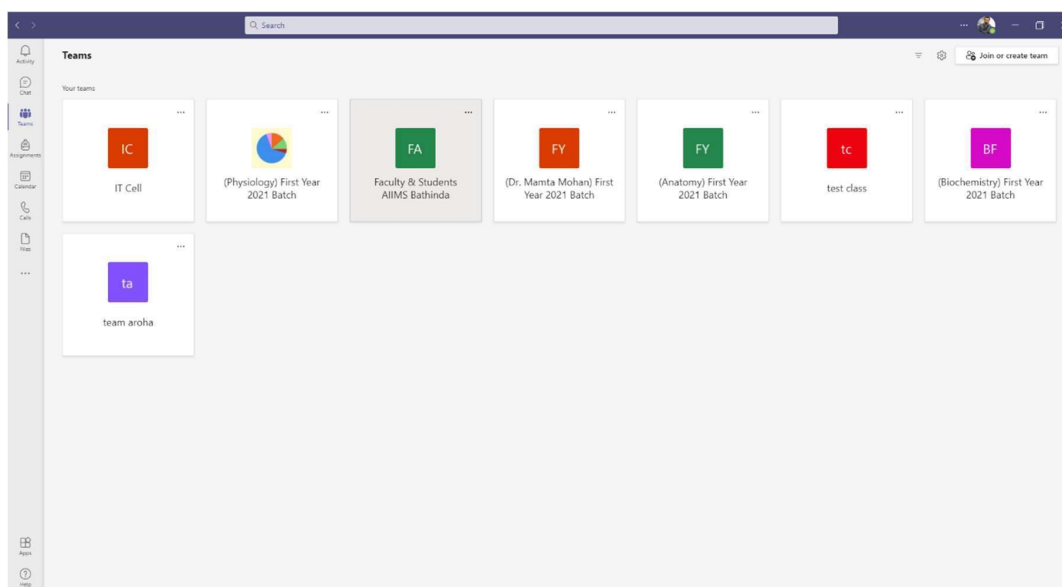


**Queue Management System (QMS):** - IT Cell designed and developed the queue management system for the management of patient's queue for various departments in the hospital. QMS is running on the LED displays installed in OPD Block. The QMS system is bilingual and works in both English as well as Punjabi language.



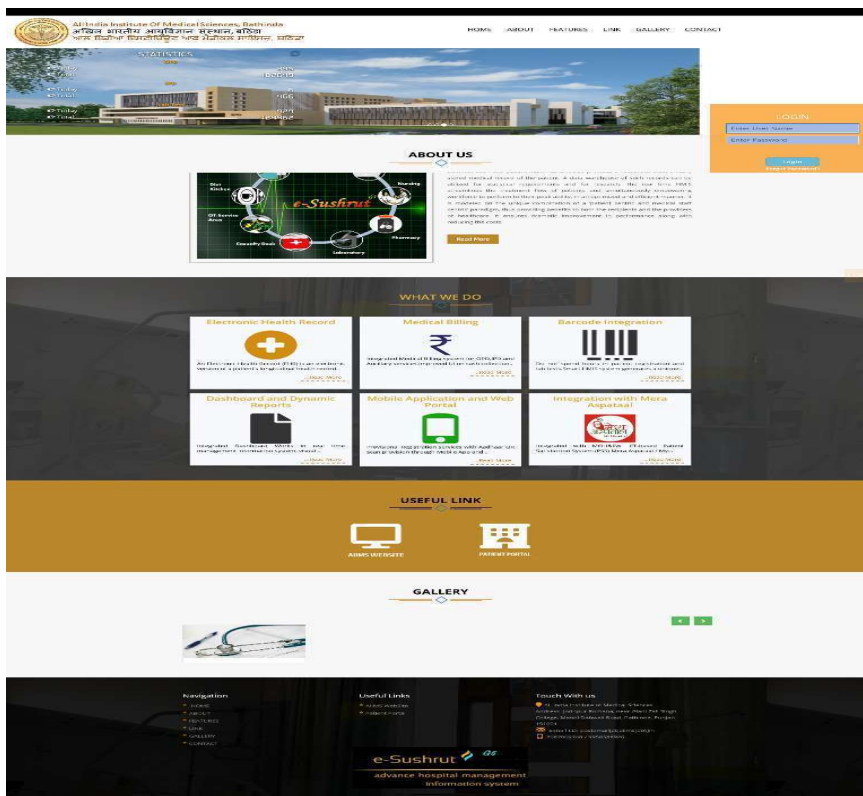
**Learning Management System (LMS):** - Platforms that are implemented by IT Cell and are used for LMS are written below: -

- i) **Google Workspace:** - In addition to the website & QMS, IT cell has been providing mail services through G Suite (Google Workspace). The extension of this service has enabled the use of Google Classrooms as a basic LMS service for the departments in the campus. File sharing and recording of lecture is available in this platform. Various apps are available through workspace such as Google calendar, Meet, Assignments, Forms and sheets etc.
- ii) **Microsoft Teams:** - Online classes, Assignments can be taken through MS Teams. Faculty can interact one to one as well as with whole class using Teams as well as email with Microsoft account. File sharing and recording of lecture is available in this platform. Data storage of 1 TB per account is given by Administration to store, transfer data such as video lectures, assignments, photographs etc.



**Hospital Management Information System (HMIS):-** HMIS called e-Sushruta has started functioning from day-one of beginning of the OPD services and is a major step towards adapting technology to improve healthcare. This HMIS incorporates an integrated computerized clinical information system for improved hospital administration and patient health care. It also provides an accurate, electronically stored medical record (EMR) of the patient. An Electronic Health Record (EHR) is an electronic version of a patient's longitudinal health record. EHR may contain medical history, diagnosis, medications, treatment plans, immunization dates, allergies and test results of a patient across time. Modules which are currently working in HMIS are:-

- i) Registration
- ii) OPD
- iii) Investigation
- iv) Billing
- v) Enquiry
- vi) IPD
- vii) ADT (Admission Discharge Transfer)





**eSanjeevani OPD:-** a doctor to patient telemedicine system has been deployed nationally for the Ministry of Health & Family Welfare under Ayushman Bharat Scheme of Government of India. The scheme is particularly useful during times of pandemic Covid-19 as it helps people avoid going out to consult a doctor or visit a hospital. Through eSanjeevani OPD, anyone can seek medical advice and medication through audio and video. With the introduction of this service, people living in the remotest areas will also be able to get their health related consultation. AIIMS Bathinda started Teleconsultation using portal eSanjeevani OPD. Admin Panel in which new entries of Doctors for various departments, record updation is maintained by IT Cell.



**Video Conferencing (VC) Room:-** VC Room is installed in first floor of Medical Block, AIIMS Bathinda by IT Cell using various devices such as Electronic Lactren, Interactive Panel, Video End Point, Microphones etc. Administration is using this vc room for videos conferences such as meetings, lectures, interviews etc.

**Social Media:-** Social Media Social is intended to provide individuals the ability to access information quickly and communicate with others. AIIMS Bathinda utilize these tools and websites to share information with consumers in a variety of ways such as sharing general information through Content sharing like videos, photographs, text posts etc. IT Cell is maintaining the various platforms of social media of AIIMS Bathinda to enable better outreach with people.

- i) **Facebook (FB) & Twitter:-** Official FB page (<https://www.facebook.com/aiimsbathinda>) & Twitter (<https://www.twitter.com/Aiimsbathinda>) of AIIMS Bathinda regularly posts on these platforms, related to patient care, events, important days, Lectures etc.
- ii) **Youtube:-** Official Page on Youtube (<https://www.youtube.com/channel/UCMkwNBzLFNCIG2TsE7emceg>) is used to interact with people for patient welfare through videos using Video Lectures, Exercise videos etc.



## RTI cell

- **Established: -**

RTI Cell was set up at AIIMS Bathinda in the year 2020.

- **Faculty/Staff deputed in the RTI Cell : -**

RTI Cell was set up with the approval of Director, AIIMS Bathinda and Nodal Officer, AIIMS Bathinda which consists of the following members: -

Lt. Col. Devender Singh Rawat	-	First Appellate Authority
Dr. Bhola Nath	-	Nodal Officer cum PIO
Er. Rakesh Singla	-	APIO

- **Preparation of RTI SoPs : -**

A meeting of RTI Cell was held in the month of July, 2020 in which the SoPs and other rules/formats of RTI Cell were prepared and sent to the Director, AIIMS Bathinda for approval.

The SoPs were duly approved by the Director and were implemented accordingly by the RTI Cell.

- **RTI Cell Record (upto 31<sup>st</sup> Mar, 2021) : -**

• No. of RTI Applications received	-	61
• No. of RTI Applications replied	-	61

## Horticulture cell

**In charge**

**Dr. Bhola Nath (Additional Professor, Department of Community and Family Medicine)**

Plantation of about 10,000 plants throughout the campus with a variety of plants, and trees through mega plantation drives on various days celebrated in the institute.



## Recruitment cell



The Recruitment Cell, AIIMS, Bathinda has been set up in the month of August/September 2020 for making recruitment to Group 'A' Faculty and Non-Faculty, Group 'B' and 'C' posts in the AIIMS, Bathinda by Open Competitive Examinations as well as for conducting Interview for various posts, in accordance with the provisions contained in the AIIMS, Act, 1956.

This year has witnessed substantial addition of manpower – regular as well as contractual and outsourced. Fresh recruitment drives were initiated. Recruitment to 183 faculty posts was also initiated and it is being done in a phased manner. Besides this, recruitment of Senior Residents and Junior Residents was done at regular intervals.

Besides this, recruitment of other non-faculty staff of Group A, B and C on regular, deputation, contractual and outsourced basis was conducted during the year.

The process of recruiting Nursing officers (Staff Nurse Gr-II – 150 posts) on regular basis was also initiated by PGIMER, Chandigarh and completed by Recruitment Cell, AIIMS, Bathinda.

In addition to the above, 450 posts of Nursing officers (Staff Nurse Gr-II ) NORCET-2020 online document verification process was also initiated in the month of February 2020.

1. **Aim & Objective:** This department works to find and attract capable applicants. The aim of recruitment is searching of suitable candidates for filling the vacancies of the organization. It is a process of bringing together prospective employees and employer with a view to stimulate the prospective employees to offer their services in the working organization.
2. **Functions of Recruitment Cell:** Recruitment Cell plays a central role in the development of an institute and therefore, one of the integral components of progress of our institute has been expansion of AIIMS Bathinda family –Faculty members, Senior and Junior Residents, Group 'A' Non Faculty, Nursing Officers and non-teaching staff, in the financial year, through regular and contractual recruitment done at periodic intervals.

## Functions of Recruitment



3. **Updating of webpage:** The webpage of the Recruitment Cell was updated on regular basis. Advertisements, Schedule of Interview, list of candidates called for various stages of examinations, and other related information and instructions to the candidates were published on the website of Rajya Sabha.
4. **Replies to Information sought under RTI Act, 2005:** RTI applications and RTI appeals seeking information under the RTI Act, 2005 were received during the period and were disposed off within the stipulated time limit by the Assistant Central Public Information Officer, Dr. Rattan Singh, Assistant Professor, Forensic & Medicine Toxicology.
5. **The following recruitments have been made during the financial year 2020-21 in AIIMS, Bathinda:**

S. No	Name of Post(s)	Total Number of Posts Advertised
a)	SENIOR RESIDENTS	17
b)	JUNIOR RESIDENTS	13
c)	Physiotherapist	2
d)	Technician (Radiology)	6
e)	Warden (Boys hostel)	1
f)	Warden (Girls hostel)	1
g)	Warden (Guest House)	1
h)	Programmer	2
i)	Audiometry technician/ Speech Therapist	1
j)	Medical Superintendent	1
k)	Financial Adviser	1
l)	Superintending Engineer	1
m)	Executive Engineer (Civil)	1
n)	Executive Engineer (Electrical)	1

Majority of the vacant sanctioned posts have been advertised. This Institute all the possible efforts for advertising all the sanctioned posts on regular intervals.

**5. Composition of Recruitment Cell, AIIMS, Bathinda:**

Name of the Member	Designation
Prof. Dr. Akhilesh Pathak	Professor
Dr. Ajay Kumar	Addl. Professor
Mr. Gori Shankar	Nursing Officer
Mr. Narendra Kumar Chaudhary	Nursing Officer
Mr. Mohit Arora	Senior Admin. Assistant

**7. Computerization:** The Cell is well equipped with computer systems & its peripherals. The Cell has 02 Computer Systems, 02 printers and 02 scanner. The Cell utilized various software's such as Microsoft Office (Word, Excel etc.), for carrying out its various activities successfully.



## Examination cell

- **Established: -**

Examination Cell was set up temporarily in the OPD Building, AIIMS Bathinda in the year 2020.

- **Faculty/Staff deputed in the Examination Cell : -**

- An Examination Committee was set up with the approval of Director, AIIMS Bathinda and Nodal Officer, AIIMS Bathinda (For conducting the First Professional Examination at AIIMS Bathinda) which consists of the following members: -

- (a) Dr. Satish Gupta - Dean Examination
- (b) Dr. Bholu Nath - Vice Dean
- (c) Dr. Priti Chaudhary - Sub Dean
- (d) Er. Rakesh Singla - ACoE

- **Preparation of MBBS Examination SoPs : -**


- A meeting of Examination Committee was held in the month of June, 2020 in which the SoPs and other rules of MBBS Professional Examination were prepared and sent to the Director, AIIMS Bathinda for approval.
- The SoPs were duly approved by the Director and were implemented accordingly by the Examination Cell.
- Format of Answer Booklets for MBBS Professional Examination was finalized by the Examination Committee and was approved by the Director, AIIMS Bathinda.

- **First Professional MBBS Examination Batch- 2019: -**

- First Professional MBBS Examination was held in the month of Nov-Dec, 2020 in AIIMS Bathinda.
- Result of First Professional MBBS Examination was announced in the month of Dec, 2020.

- **First Professional Supplementary MBBS Examination Batch- 2019: -**

- First Professional Supplementary Exams were conducted in the month of Feb, 2021 in AIIMS Bathinda.
- Result of Supplementary Examination was declared in the month of March, 2021.





## Hospital Infection Control Committee

Under the guidance of our worthy Director, Prof Dr. Dinesh Kumar Gupta, Hospital Infection Control Committee was formulated on 29 August 2020.

Name	Designation	Department	Role
Prof. Satish K Gupta	Professor	Dentistry	Chairperson & Additional Medical Superintendent
Dr. Vaibhav Saini	Associate Professor	ENT	Member Secretary
Dr. Navdeep Singh Dhoat	Assistant Professor	Pediatric Surgery	Member
Dr. Sivanantham K	Assistant Professor	Microbiology	OIC Infection Control
Dr. Amandeep Kaur	Assistant Professor	Dept of General Medicine	Member
Dr. Navneh Samagh	Assistant Professor	Dept of Anesthesia	Member
Dr. Kavın Khatri	Assistant Professor	Dept of Orthopedics	Member
Dr. Moonis Mirza	Assistant Professor	Dept of Hospital Administration	Member
Ms. S. Margaret Kom	Nursing Officer		Member

**Important activities under HICC:**

The following training and educational activities are conducted by infection control committee under along with routine infection control auditing such as hand hygiene auditing, bio-medical waste management activities, hospital cleaning, needle stick injury awareness and follow-up and hospital water quality.

DAY	YEAR	Activities by Infection Control Team
September 21-24	2020	Training on hand hygiene, donning and doffing of PPE, BMW management to all the HCWs (Nursing Officers, HA, SA, LT, LA, Security personnel).
October 15	2020	Global hand washing day; Observed Hand hygiene awareness to all the health care workers
November 12	2020	COVID TRACING was initiated and virtual education on preventive measures was provided to all the infected HCWs.
December	2020	Training conducted continuously on hand hygiene, donning, doffing of PPE and BMW management in COVID WARDS.
January 1	2021	Training conducted to medical students (first year MBBS) on various infection control practices -Hand hygiene -Donning and doffing of PPE with emphasis on COVID-19 -BMW management
January 5-29	2021	Training Conducted by OIC, Infection Control on various topic regarding infection control practices for the infection control nurses (ICNs). - Water Surveillance - Air Sample surveillance in OT - Environment Surface Surveillance - Needle Stick Injury Management - Vaccination of healthcare workers
February 2-23	2021	Training conducted by OIC, Infection Control on various topic regarding infection control practices for ICNs. -Outbreak Investigations -Overview on Healthcare Associated Infections -Catheter Associated Urinary Tract infections -Surgical Site Infections -Ventilator Associated Pneumonia/ events -Central Line Associated Blood Stream infections



## Vigilance Cell

**Chief Vigilance Officer**

Dr Priti Chaudhary

**Member Secretary**

Dr Sapna Marcus Bhatta

**Committee members**

Dr Jitender Aneja

Dr Tarun Goyal

Dr Anjali Singal

Dr Apurba Patra

Dr Madhur Verma

Dr Saket Sinha

Dr Soumya Swaroop Sahoo

Dr Hassimranjit Singh

AIIMS Bathinda celebrated the vigilance awareness week between 27<sup>th</sup> Oct – Nov 2<sup>nd</sup>, 2020.

The observance of the Vigilance Awareness Week commenced with the virtual session Integrity Pledge presided over by the executive director and CEO, Dr. D. K. Singh, who also formally inaugurated the week. Dr. Singh encouraged all doctors, nurses and medical students to collectively participate in the prevention of, and the fight against corruption and to raise public awareness regarding the existence, causes and gravity of and the threat posed by corruption. He also reiterated that the institute has a zero-tolerance policy for any kind of corruption.

Dr. Priti Chaudhary, the chief vigilance officer of the institute overlooked the various activities like awareness lectures about the ill-effects of corruption, theme based rangoli, debates, quiz, slogan and poster making competitions that were organized in the campus over the week.





## PATRON



**Prof. (Dr.) D. K. Singh**  
Director and CEO, AIIMS, Bathinda

**Dr. Priti Chaudhary**  
Chief Vigilance Officer

## Event Co-ordinators

Dr Tarun Goyal  
Dr Jitender Aneja  
Dr Sapna Marcus Bhaty  
Dr Apurba Patra  
Dr Anjali Singal  
Dr Madhur Verma  
Dr Saket Sinha  
Dr Soumya Swaroop Sahoo  
Dr Harsimran Jit Singh

## JUDGES FOR THE COMPETITIONS

Prof. (Dr.) Satish Gupta  
Prof. (Dr.) Lajya Devi Goyal  
Prof. (Dr.) Akhilesh Pathak



## All India Institute of Medical Sciences (AIIMS), Bathinda

celebrating

### Vigilance Awareness Week

(From 27<sup>th</sup> October to 2<sup>nd</sup> November 2020)

with the theme of


सतर्क भारत, समृद्ध भारत  
(*Vigilant India, Prosperous India*)

### Events

- Workshop/ Sensitization for employees & other stake holders on preventive vigilance measures
- Competitions such as debates, quiz etc. for the employees relating to anti-corruption
- Posters for vigilance awareness
- Online 'Integrity Pledge' for faculty
- 'Integrity Pledge' for supporting staff

निडर घटे,

विमर्दचर तू दूर बने।



SHOT ON REDMI K20  
AI TRIPLE CAMERA



**ANNUAL ACCOUNTS**  
**FINANCIAL YEAR 2020-21**




ALL INDIA INSTITUTE OF MEDICAL SCIENCES, BATHINDA				
BALANCE SHEET AS AT 31.03.2021				
(Amount in Rs.)				
Particulars	Schedule	Current Year	Previous Year	
<b>Corpus/Capital Fund and Liabilities</b>				
Corpus/Capital Fund	1	3,59,17,71,555.44	60,47,56,663.69	
Reserve & Surplus	2	1.00	1.00	
Earmarked/Endowment/Corpus Fund	3	97,28,432.62	1,95,34,992.00	
Secured Loans & Borrowings	4	3,17,60,50,006.65	2,81,19,89,872.71	
Unsecured Loans & Borrowings	5	-	-	
Deferred Credit Liabilities	6	-	-	
Current Liabilities & Provisions	7	44,44,60,001.60	27,92,39,315.60	
<b>TOTAL</b>		<b>7,22,20,09,997.31</b>	<b>3,71,55,20,845.00</b>	
<b>ASSETS</b>				
Fixed Assets - Net Block	8	5,40,45,79,225.20	4,95,07,937.41	
Investment - From Earmarked/Endowment Fund	9	-	-	
Investment - Others	10	-	-	
Current Assets, Loans, Advances etc.	11	1,81,74,30,772.11	3,66,60,12,907.59	
Miscellaneous Expenditure- Incidental		-	-	
<b>TOTAL</b>		<b>7,22,20,09,997.31</b>	<b>3,71,55,20,845.00</b>	
Significant Accounting Policies	24			
Contingent Liabilities & Notes on Accounts	25			

Place : BATHINDA

Date : 29.06.2021




  
(Leena Kumari)  
Accounts Officer

  
(Kumar Abhay, IAAS)  
Financial Advisor

  
(Prof. Dr. D.K. Singh)  
Executive Director

**INCOME AND EXPENDITURE ACCOUNT FOR THE YEAR ENDED 31-03-2021**

(Amount in Rs.)

Particulars	Schedule	Current Year	Previous Year
<b>INCOME</b>			
Income from Sales/Services	12	54,18,285.00	21,62,215.00
Grant/Subsidies	13	42,99,54,739.63	4,85,65,008.00
Fees/Subscriptions	14	8,54,376.00	3,21,620.25
Income from Investments (Income on Invest. From earmarked/lendow. Funds transferred to Funds)	15	-	-
Income from Royalty, Publications	16	-	-
Interest Earned	17	1,47,146.71	-
Other Income	18	6,45,379.75	-
Increases/Decrease of Finished Goods & WIP	19	-	-
<b>TOTAL (A)</b>		<b>43,70,19,927.09</b>	<b>5,10,48,843.25</b>
<b>EXPENDITURE</b>			
Establishment Expenses	20	32,54,95,792.00	3,86,64,099.00
Other Administrative Expenses	21	5,65,30,098.53	2,49,12,886.56
Expenditure on Grants, Subsidies etc.	22	-	-
Interest	23	-	-
Depreciation (Net total at the year end corresponding to Sch.-8)		5,49,94,036.56	40,13,366.00
<b>TOTAL (B)</b>		<b>43,70,19,927.09</b>	<b>6,75,90,351.56</b>
<b>Balance being excess of Income over Expenditure</b>	<b>(A-B)</b>	<b>-</b>	<b>-1,65,41,508.31</b>
Transfer to Special Reserve (Specify each)		0.00	-
Transfer to/ from General Reserve		-	-
<b>BALANCE BEING SURPLUS / (DEFICIT)</b>		<b>-</b>	
<b>CARRIED TO CORPUS/CAPITAL FUND</b>			
Significant Accounting Policies	25		
Contingent Liabilities & Notes on Accounts	26		
Place : BATHINDA			
Date : 29.06.2024			
			
(Keena Kumari)			
Accounts Officer			
			
(Kumar Abhay, IAAS)			
Financial Advisor			
			
(Prof. Dr. D.K. Singh)			
Executive Director			

## ALL INDIA INSTITUTE OF MEDICAL SCIENCES, BATHINDA

## CONSOLIDATED RECEIPT &amp; PAYMENT FOR THE YEAR 01-04-20 TO 31-03-2021

Amount in Rs.

RECEIPTS	Current Year	Previous Year	PAYMENTS		Current Year	Previous Year
	31.03.2021	31.03.2020	Expenses Institute A/c	Administrative Expenses	31.03.2021	31.03.2020
Opening Balance - Institute						
Cash in Hand	500.00					
Receivable from PGI-Grant	1,95,34,992.00					
Receivable from PGI-Heffa Interest	8,97,746.00					
SSI Account	24,78,597.57					
Canara Bank Escrow Account	1,02,254.00	11,00,000.00				
Canara Bank Grant Receivable Account	26,26,77,098.00	26,23,00,000.00	Bank Charges		345.16	1,981.75
Dr Satish Gupta-Inprest	5,25,683.72					
Grant in Aid (GOI) Inst. A/c			Electricity & Power Bill		2,64,10,919.00	89,10,620.00
Grant-in-Aid (for salary)	17,50,00,000.00	4,81,00,000.00	Sanitation Expenses			3,35,045.00
Grant-in-Aid (for General)	13,00,00,000.00	1,00,00,000.00	Telephone & Internet exp		11,16,348.00	3,81,495.00
Grant-in-Aid (for Creation of capital assets)	7,00,00,000.00	1,00,00,000.00	Printing & Stationery		10,91,946.00	1,82,830.72
PGIMER Chandigarh	-	1,47,37,715.60	Sports Expenses		45,132.00	21,272.00
Grant-in-Aid (for SAP)	1,00,00,000.00		MBBS Course Starting Fees		-	1,30,00,000.00
			Other Misc.		-	76,013.00
Grant-in-Aid (HEFA Principal)	52,50,00,000.00		Guest House Expenses		11,461.00	2,900.00
Grant-in-Aid (HEFA Interest)	25,20,46,622.00		Surgical Grant		-	2,32,476.00
			Chemical Grant		-	3,13,006.09
Grant-in-Aid (for Institute Projects)	36,30,480.00		Glassware / Plasticware		-	17,986.00
Grant-in-Aid (from Donations)	16,29,742.00		Hospital Diet		31,54,841.00	1,74,096.00
			Hospital Consumable		18,254.00	45,144.00
			Laundry & CSSD		7,500.00	
			Postage		70,240.00	
Other Receipt Institute			Advertisement & Publicity Exp		2,39,940.00	
Admission Fees	6,63,876.00	3,09,020.25	Travelling Expenditure		1,66,66,913.00	
Registration Fee & Lab Test Charges	54,18,285.00	2,62,215.00	Outsource Manpower		2,51,822.00	
Guest House Rent	72,400.00	12,600.00	General Consumable Store		17,218.00	
Recruitment Application Fees	1,90,500.00		Recruitment Expenses		5,58,928.00	
Sundry Bond Recovery	2,00,000.00		Local Transport/Vehicle expenses		58,050.00	
Tender Fees	38,000.00		Honorarium		2,67,759.00	
Misc. Income	8,279.40		Water Charge		63,733.00	
ETAD	7,50,000.00		Department Contingency		12,29,856.00	
Licence Fee/rental Income	3,34,679.75		Biomedical waste		47,06,353.00	
			Exp. Incurred by PGI		-	
			Travelling Allowance Conference		-	
			Website Expenses		1,56,173.00	2,16,421.00



## 2020-21

Place: Bathinda  
Date: 29.07.2024

**(Kumar Abhay, IAAS)  
Financial Advisor**

**(Prof. Dr. D.K. Singh)**  
**Executive Director**

## ALL INDIA INSTITUTE OF MEDICAL SCIENCES, BATHINDA

## SCHEDULE FORMING PART OF BALANCE SHEET AS AT 31.03.2021

(Amount in Rs.)

PARTICULARS	Current Year		Previous Year	
	(Rs.)	(Rs.)	(Rs.)	(Rs.)
<b>SCHEDULE-1A CORPUS FUND -</b>				
Balance as at the beginning of the Year	-1,65,41,508.31			
Add Contribution towards Corpus/Capital fund	1,25,28,142.31			
Add HEFA Assets depreciation	40,11,901.00			
Add ALIM's Asset depreciation	1,465.00			
Add/(Deduct): Balance of net income/(expenditure) transferred		-0.00	-1,65,41,508.31	-1,65,41,508.31
<b>SCHEDULE-1B CAPITAL ASSETS FUND</b>				
Balance as at the beginning of the Year	1,22,75,950.00			
Add Contribution towards Capital Assets fund	29,294.00			
Add Contribution towards previous year capitalisation		1,15,28,819.00		
Less: Dep. transferred from the Income and Expenditure Account	7,76,425.00			
<b>SCHEDULE-1C CAPITAL ASSETS W.P. FUND -</b>				
Balance as at the beginning of the Year	62,12,98,172.00			
Add Capital Exp through CCA	10,01,600.00		1,16,75,095.00	
Add HEFA Repayment by MOHFW	52,50,00,000.00		52,50,00,000.00	
Add Payment to HITES by MOHFW	2,23,91,27,320.00			
Add HEFA Interest payment by MOHFW	25,20,46,622.00		8,46,23,077.00	
Less Assets Capitalised during the year	36,69,80,850.41	3,27,14,92,863.59		62,12,98,172.00
<b>SCHEDULE-1D CAPITAL ASSETS/HITES</b>				
Balance as at the beginning of the Year	37,94,43,202.11			
Add: Contribution towards Capital Assets fund	5,82,30,977.56			
Less: Dep. transferred from the Income and Expenditure Account	1,24,62,351.70	30,87,49,872.85		
Balance		3,59,17,71,555.44		60,47,56,663.59



ALL INDIA INSTITUTE OF MEDICAL SCIENCES, BATHINDA					
SCHEDULE FORMING PART OF BALANCE SHEET AS AT 31.03.2021					
PARTICULARS	Current Year		Previous Year		(Amount in Rs.)
	(Rs.)	(Rs.)	(Rs.)	(Rs.)	
<b>SCHEDULE-2 (RESERVE &amp; SURPLUS)</b>					
<b>1. CAPITAL RESERVE</b>					
As per last Account	1.00		-		
Add : Additions during the year (Nominal Value of Land)	-	1.00	1.00		
Less : Deductions during the year	-		-		
<b>Balance As At The Year End</b>		1.00		1.00	
<b>2. REVALUATION RESERVE</b>					
As per last Account	-		-		
Add : Additions during the year	-		-		
Less : Deductions during the year	-		-		
<b>Balance As At The Year End</b>		-		-	
<b>3. SPECIAL RESERVE</b>					
As per last Account	-		-		
Add : Additions during the year	-		-		
Less : Deductions during the year	-		-		
<b>Balance As At The Year End</b>		-		-	
<b>4. GENERAL RESERVE</b>					
As per last Account	-		-		
Add : Additions during the year	-		-		
Less : Deductions during the year	-		-		
<b>Balance As At The Year End</b>		-		-	
<b>Total (1 to 4)</b>		1.00		1.00	



ALL INDIA INSTITUTE OF MEDICAL SCIENCES, BATHINDA				
SCHEDULE FORMING PART OF BALANCE SHEET AS AT 31.03.2021				
PARTICULARS	Current Year		Previous Year	
	(Rs.)	(Rs.)	(Rs.)	(Rs.)
<b>SCHEDULE - 3 EARMARKED/ENDOWMENT/CORPUS FUND</b>				
<b>I. Grant-in-Aid For Salary</b>				
a) Opening balance of the funds	95,34,992.00		4,81,00,000.00	-
b) Additions to the Funds:	17,50,00,000.00		3,85,65,008.00	
Less: Establishment Expenses during the year (Sch. 20)	32,54,95,792.00	-14,09,60,800.00		95,34,992.00
<b>II. Grant-in-Aid For General</b>				
a) Opening balance of the funds	13,00,00,000.00		-	
b) Additions to the Funds:			1,00,00,000.00	
c) Internal Receipt (12,14,17,18)	1,25,28,142.31			
d) Previous deficit GIA Gen	10,01,600.00			
e) Reversal of Last Year Exp as advance	4,91,12,561.07	6,93,60,896.62	1,00,00,000.00	-
Less: General Exp during the year				
<b>III. Grant-in-Aid For Capital Creation</b>				
a) Opening balance of the funds	1,00,00,000.00		-	
b) Additions to the Funds:	7,00,00,000.00		1,00,00,000.00	
Less: Capital expenditure during previous year (Sch. 8)	28,294.00			
Less: Capital expenditure during the year (Sch. 8)	1,24,36,350.00	6,75,34,356.00		1,00,00,000.00
<b>IV. Grant-in-Aid For SAP</b>				
a) Opening balance of the funds	1,00,00,000.00		-	
b) Additions to the Funds:	8,41,200.00			
Less: Expenditure during the year - Capital	3,52,350.00	88,06,450.00		
Less: Expenditure during the year - General				
<b>V. Grant-in-Aid For HEFA Loan (Principal)</b>				
a) Opening balance of the funds	52,50,00,000.00		-	
b) Additions to the Funds:	52,50,00,000.00	-		
Less: Expenditure during the year				
<b>VI. Grant-in-Aid For HEFA Loan (Interest)</b>				
a) Opening balance of the funds	25,20,46,622.00		-	
b) Additions to the Funds:	25,20,46,622.00	-		
Less: Expenditure during the year				
<b>VII. Grant-in-Aid For Institute Projects</b>				
a) Opening balance of the funds	36,30,480.00		-	
b) Additions to the Funds:	2,72,692.00	33,57,788.00		
Less: Expenditure during the year				
<b>VIII. Grant-in-Aid From Donations</b>				
a) Opening balance of the funds	16,29,742.00	16,29,742.00	-	
b) Additions to the Funds:				
<b>Total</b>	<b>97,28,432.62</b>	<b>97,28,432.62</b>		<b>1,95,34,992.00</b>



## ALL INDIA INSTITUTE OF MEDICAL SCIENCES, BATHINDA

## SCHEDULE FORMING PART OF BALANCE SHEET AS AT 31.03.2021

PARTICULARS	Current Year		Previous Year	
	(Rs.)	(Rs.)	(Rs.)	(Rs.)
<b>SCHEDULE - 4</b> <b>(Secured Loans and Borrowings)</b>				
1) Central Government				
2) State Government (Specify)		-		-
3) Financial Institutions				
a) Term Loan (HEFA Loan)	3,17,60,50,006.65	3,17,60,50,006.65	2,75,88,53,049.71	2,61,19,89,872.71
b) Interest Accrued and due			5,31,36,823.00	
4) Banks				
a) Term Loan				
Interest due				
b) Other Loans (specify)				
Interest due				
5) Other Institutions and Agencies				
6) Debentures and Bonds				
7) Others (Specify)				
<b>Total</b>		<b>3,17,60,50,006.65</b>		<b>2,81,19,89,872.71</b>
<b>SCHEDULE - 5</b> <b>(Unsecured Loans and Borrowings)</b>				
1) Central Government				
2) State Government (Specify)				
3) Financial Institutions				
4) Banks				
a) Term Loan				
b) Other Loans (specify)				
5) Other Institutions and Agencies				
PGIMER CHANDIGARH				
6) Debentures and Bonds				
7) Fixed Deposits				
8) Others (Specify)				
<b>Total</b>		-		-

**ALL INDIA INSTITUTE OF MEDICAL SCIENCES, BATHINDA**  
**SCHEDULE FORMING PART OF BALANCE SHEET AS AT 31.03.2021**

PARTICULARS	Current Year		Previous Year	
	(Rs.)	(Rs.)	(Rs.)	(Amount in Rs.)
<b>SCHEDULE - 6 (Deferred Credit Liabilities)</b>				
a) Acceptance secured by hypothecation of capital equipment and other assets	-		-	-
b) Others				-
<b>Total</b>				-
<b>Schedule - 7 (Current Liabilities and Provisions)</b>				
<b>A. Current Liabilities</b>				
1. Accounts Payable				-
2. Sundry Creditors:				
a) PGIMER Chandigarh	7,50,000.00	7,57,979.60	1,65,62,217.60	-
b) Others (FMD)	7,979.60		-	-
c) MIS receipt				-
3. Advances Received (Hela Repayment)	26,25,00,000.00	26,25,00,000.00	26,25,00,000.00	1,65,62,217.60
4. Interest accrued but not due on:				
a) Secured Loans/borrowings	6,31,66,006.00	6,31,66,006.00	-	26,25,00,000.00
b) Unsecured Loans/borrowings			-	-
5. Statutory liabilities:				
a) Provident Fund			-	-
b) Others TDS ₹28,94C & GST-TDS	2,57,872.00	2,57,872.00	1,77,098.00	-
6. Other current liabilities - Telephone Bill				-
<b>Total (A)</b>		<b>32,56,81,857.60</b>	<b>1,77,098.00</b>	<b>27,92,39,315.60</b>
<b>B. Provisions</b>				
1. For Taxation				-
2. Gratuity				-
3. Superannuation/Pension				-
4. Accumulated Leave Encashment				-
5. Trade Warranties (Claim)				-
6. Others (Expense Payable) (As per annexure-1)	11,77,78,144.00	11,77,78,144.00	-	-
<b>Total (B)</b>		<b>11,77,78,144.00</b>		
<b>Total (A+B)</b>		<b>44,44,60,001.60</b>		<b>27,92,39,315.60</b>



## ALL INDIA INSTITUTE OF MEDICAL SCIENCES, BATHINDA

## SCHEDULE FORMING PART OF BALANCE SHEET AS AT 31.03.2021

PARTICULARS	(Amount in Rs.)	
	Current Year (Rs.)	Previous Year (Rs.)
<b>SCHEDULE - 9</b>		
<b>(Investments from Earmarked/Endowment Funds)</b>		
1) In Government Securities	-	-
2) Others approved Securities	-	-
3) Shares	-	-
4) Debentures and Bonds	-	-
5) Subsidiaries and joint ventures	-	-
6) Others (to be specify)	-	-
<b>Total</b>	-	-
<b>SCHEDULE - 10</b>		
<b>(Investments Others)</b>		
1) In Government Securities	-	-
2) Others approved Securities	-	-
3) Shares	-	-
4) Debentures and Bonds	-	-
5) Subsidiaries and joint ventures	-	-
6) Others (to be specify)	-	-
<b>Total</b>	-	-

ALL INDIA INSTITUTE OF MEDICAL SCIENCES, BATHINDA					
SCHEDULE FORMING PART OF BALANCE SHEET AS AT 31.03.2021					
PARTICULARS	Current Year		Previous Year		(Amount in Rs.)
	(Rs.)	(Rs.)	(Rs.)	(Rs.)	
<b>SCHEDULE - 11</b>					
<b>(CURRENT ASSETS, LOANS, ADVANCES ETC.)</b>					
<b>A. Current Assets</b>					
1. Inventories					
a) Stores and Spares	25,07,247.23			-	
b) Loose Tools				-	
c) Stock-in-trade				-	
Finished Goods				-	
Work-in-progress				-	
Raw Materials		25,07,247.23		-	
2. Sundry Debtors:					
a) Grant Receivable from PGIMER-Salary			95,34,992.00		
b) Grant Receivable from PGIMER-Capital			1,00,00,000.00		
c) Interest Receivable from PGIMER(HEFA)-Interest	1,78,278.00	1,78,278.00	8,97,746.00		2,04,32,738.00
3. Cash balances in hand	1,265.00	1,265.00	500.00		500.00
(including cheques/drafts and imprest)					
4. Bank Balances:					
a) With Scheduled Banks:					
-On Current Accounts					
Canara Bank Grant Receivable A/c			26,26,77,098.00		
SBI Current A/c			24,78,597.57		
Canara Bank Escrow A/c	26,26,00,984.00		1,02,254.00		
SBI Gem Pool A/c	2,41,15,263.00				
SBI Main 74890 A/c	9,83,23,928.56				
-On Deposit Accounts					
(includes margin money)					
-On Savings Accounts - 777772		38,66,69,917.56			
5. Cash In Hand	16,29,742.00				26,52,57,949.57
<b>Total (A)</b>		<b>38,93,56,707.79</b>			<b>28,56,91,187.57</b>

ALL INDIA INSTITUTE OF MEDICAL SCIENCES, BATHINDA					
SCHEDULE FORMING PART OF BALANCE SHEET AS AT 31.03.2021					
PARTICULARS	Current Year		Previous Year		(Amount in Rs.)
	(Rs.)	(Rs.)	(Rs.)	(Rs.)	
<b>SCHEDULE - 11</b>					
<b>(CURRENT ASSETS, LOANS, ADVANCES ETC.)</b>					
<b>B. Loans Advances and Other Assa's</b>					
1. Loan					
a) Imprest to Dr Satish	13,81,884.72		5,25,683.72		
a) Imprest to Dr Akhlesh	15,000.00		-		
b) Other Entities engaged in activities/ objectives similar to that of the Entity		13,96,884.72	-		5,25,683.72
c) Other (specify)					
2. Advance and other amounts recoverable in cash or in kind or for value to be received					
a) On Capital Account -HITES Limited Const	69,58,11,867.65		3,23,03,61,041.30		
b) HEFA Interest to be capitalised	73,05,96,476.24		14,94,34,995.00		
a) On Capital Account -HITES Limited-Equip	1,21,889.00	1,42,65,30,032.89	-		3,37,97,96,036.30
c) Other (BSNL)					
3. Income Accrued:					
a) On Investments from Earmarked/Endowment Funds	-		-		
b) On Investments-CLTD Interest	1,35,840.71		-		
c) On Loans and Advances	-	1,35,840.71	-		
d) Others	-		-		
(includes income due unrealized-Rs.....)					
4. Claims Receivable					
5. TCS					
6. TDS on CLTD Interest	11,306.00	11,306.00	-		
<b>Total (B)</b>		<b>1,42,80,74,064.32</b>		<b>3,38,03,21,720.02</b>	
<b>Total (A+B)</b>		<b>1,81,74,30,772.11</b>		<b>3,66,60,12,907.59</b>	

## ALL INDIA INSTITUTE OF MEDICAL SCIENCES, BATHINDA

SCHEDULE FORMING PART OF INCOME & EXPENDITURE ACCOUNT AS AT 31.03.2021  
(Amount in Rs.)

PARTICULARS	Current Year	Previous Year
	(Rs.)	(Rs.)
<b>SCHEDULE - 12</b>		
(Income from Sales/Services)		
1. Income from sales		
a) Sale of Finished Goods		-
b) Sale of Raw Material		-
c) Sale of Scraps		-
2. Income from Services		
a) Registration Fees & Lab Test Charges	54,18,285.00	21,62,215.00
b) Professional/Consultancy Service		-
c) Agency Commission and Brokerage		-
d) Maintenance Services (Equipment/Property)		-
e) Others (Specify)		-
<b>Total</b>	<b>54,18,285.00</b>	<b>21,62,215.00</b>
<b>SCHEDULE - 13</b>		
(Grants/Subsidies)		
(Irrecoverable Grants & Subsidies Received)		
1. Central Government -		
a) Grant-in Aid (For Salary)	32,54,95,792.00	3,85,65,008.00
b) Grant-in Aid (For General)	4,91,12,561.07	1,00,00,000.00
c) Grant-in Aid (For Dep)	5,49,94,036.56	
d) Grant-in Aid (For SAP)	3,52,350.00	
2. State Government		
3. Government Agencies		
PGIMER Chandigarh		-
4. Institutions/Welfare Bodie		-
5. International Organisations		-
6. Others (Specify)		-
<b>Total</b>	<b>42,99,54,739.63</b>	<b>4,85,65,008.00</b>
<b>SCHEDULE - 14</b>		
(Fees/Subscriptions)		
1. Guest House Fees	-	12,600.00
2. Admission Fees	6,63,876.00	3,09,020.25
3. Recruitment Application Fees	1,90,500.00	-
4. Consultancy Fees	-	-
5. Others (Specify)	-	-
<b>Total</b>	<b>8,54,376.00</b>	<b>3,21,620.25</b>





## ALL INDIA INSTITUTE OF MEDICAL SCIENCES, BATHINDA

## SCHEDULE FORMING PART OF BALANCE SHEET AS AT 31.03.2021

(Amount in Rs.)

PARTICULARS	Investment from Earmark Fund		Investment- Others	
	Current Year (Rs.)	Previous Year (Rs.)	Current Year (Rs.)	Previous Year (Rs.)
<b>SCHEDULE-15</b> (Income From Investments)				
1. Interest	-	-	-	-
a. On Govt. Securities	-	-	-	-
b. On other Bonds / Debentures	-	-	-	-
2. Dividends	-	-	-	-
a. On Shares	-	-	-	-
b. On mutual Funds Securities	-	-	-	-
3. Rent	-	-	-	-
4. Others Specify	-	-	-	-
<b>Total</b>	-	-	-	-

<b>SCHEDULE-16</b> (Income from royalty, publication etc.)				
1. Income from Royalty	-	-	-	-
2. Income from Publications	-	-	-	-
3. Others (specify)	-	-	-	-
<b>Total</b>	-	-	-	-



## ALL INDIA INSTITUTE OF MEDICAL SCIENCES, BATHINDA

## SCHEDULE FORMING PART OF INCOME &amp; EXPENDITURE ACCOUNT AS AT 31.03.2021

(Amount in Rs.)

PARTICULARS	Current Year		Previous Year	
	(Rs.)	(Rs.)	(Rs.)	(Rs.)
<b>SCHEDULE-17</b> <b>(Interest Earned)</b>				
1. On Term Deposit				
a) With Schedule Bank	-		-	
i) Interest Received	-		-	
ii) Interest Accrued	1,47,146.71		-	
b) With Non-Scheduled Banks	-		-	
c) With Institutions	-		-	
d) Others	-	1,47,146.71	-	-
2. On Savings Bank Account				
a) With Schedule Bank	-		-	
b) With Non-Scheduled Banks	-		-	
c) With Institutions	-		-	
d) Others	-	-	-	-
3. On Loans				
a) Employees/Staff	-		-	
b) Others	-	-	-	-
4. Interest on Debtors and Other Receivables				
Total		1,47,146.71		-
<b>SCHEDULE-18</b> <b>(Other Income)</b>				
a) Surty Bond Recovery	2,00,000.00		-	
b) Tender Fees	38,000.00		-	
c) Guest House Rent	72,400.00		-	
d) Licence Fee/Rental Income	3,34,679.75	6,45,379.75	-	-
e) Miscellaneous Income	300.00		-	
Total		6,45,379.75		-



ALL INDIA INSTITUTE OF MEDICAL SCIENCES, BATHINDA					
SCHEDULE FORMING PART OF INCOME & EXPENDITURE ACCOUNT AS AT 31.03.2021					
PARTICULARS	Current Year		Previous Year		(Amount in Rs.)
	(Rs.)	(Rs.)	(Rs.)	(Rs.)	
<b>SCHEDULE E-19</b>					
(Increase / Decrease of Stock of Finished Goods & Work in progress)					
a Closing Stock					
Finished Goods	-	-	-	-	
Work-in-progress	-	-	-	-	
b Less: Opening Stock					
Finished Goods	-	-	-	-	
Work-in-progress	-	-	-	-	
<b>NET INCREASE/(DECREASE) [a-b]</b>		-			-
<b>SCHEDULE- 20</b>					
(Establishment Expenses)					
a Salary and Wages		25,01,10,148.00			3,85,65,008.00
b Allowance & Bonus		4,50,45,859.00			99,091.00
d Contribution to NPS		3,03,39,785.00			-
f Staff Welfare Expenses		-			-
g Expenses on Employees Retirement and Terminal Benefits		-			-
h Others (Specify)		-			-
<b>Total</b>		<b>32,54,95,792.00</b>			<b>3,86,64,099.00</b>

ALL INDIA INSTITUTE OF MEDICAL SCIENCES, BATHINDA		
SCHEDULE FORMING PART OF INCOME & EXPENDITURE ACCOUNT AS AT 31.03.2021 (Amount in Rs.)		
PARTICULARS	Current Year (Rs.)	Previous Year (Rs.)
<b>SCHEDULE -21</b>		
<b>A) Administrative Expenses etc.</b>		
MEBS Course Starting Fee	45,132.00	1,30,00,000.00
Sports Expenses		21,272.00
Electricity & Power Bill	2,64,10,919.00	89,10,620.00
Sanitation expenses		3,35,045.00
Telephone & Internet exp	9,39,250.00	3,81,495.00
Printing & Stationery	3,28,037.40	1,82,830.72
Loan Registration Fees( Prior Period)		10,01,600.00
Guest House Consumables		1,74,096.00
Guest House Exp	11,461.00	2,900.00
Glassware Expenses		17,988.00
Chemical & Hospital consumables Exp	17,87,754.37	3,13,006.08
Surgical Expenses		2,32,476.00
Bank Charges	345.16	1,981.76
Other Misc.		76,013.00
Website Expenses	1,56,173.00	2,16,421.00
Consumables Store	2,51,822.00	45,144.00
Laundry & CSSD	18,254.00	
Postage	7,500.00	
Advertisements & Publicity exp	70,240.00	
Travelling Expenditure	2,46,836.00	
Outsource Manpower	1,87,00,014.50	
Recruitment Expenses	17,218.00	
Local Transport/Vehicle/Ambulance Expenses	6,51,989.00	
Honorarium	61,050.00	
Water Charge	2,67,759.00	
Department Contingency	68,496.00	
Biomedical waste expenses	12,44,223.00	
Exp. Incurred by PGI	47,06,353.00	
Travelling Allowance Conference	5,39,272.00	
<b>TOTAL</b>	<b>5,65,30,098.53</b>	<b>2,49,12,886.56</b>

ALL INDIA INSTITUTE OF MEDICAL SCIENCES, BATHINDA		
SCHEDULE FORMING PART OF INCOME & EXPENDITURE ACCOUNT AS AT 31.03.2021		
(Amount in Rs.)		
PARTICULARS	Current Year (Rs.)	Previous Year (Rs.)
<b>SCHEDULE-22</b>		
(Expenditure on Grants, Subsidies etc.)		
a. Grants given to Institute / Organisation	0	0.00
b. Subsidies given to Institute / Organisation	0	0.00
<b>TOTAL</b>	-	-
<b>SCHEDULE-23</b>		
(Interest)		
a. On Fixed Loans	-	-
b. On other Loans (including Bank Charges)	-	-
c. Others (specify)	-	-
<b>TOTAL</b>	-	-



**SIGNIFICANT ACCOUNTING POLICIES****Schedule – 24****Introduction:**

All India Institute of Medical Sciences, Bathinda (Punjab) is a Central autonomous body under aegis of Ministry of Health and Family Welfare under PMSSY Division. A Gazette Notification was issued on 04<sup>th</sup> Dec 2019 for establishment of the All India Institute of Medical Sciences at Bathinda in Punjab. The Government of Punjab transferred and measuring 175 acres to the Central Government in Nov, 2016 for establishment of AIIMS Bathinda.

The PGIMER, Chandigarh was the mentor institute of AIIMS, Bathinda and the OPD was started w.e.f. 23<sup>rd</sup> December 2019.

**1. Accounting Convention**

The books of accounts of All India Institute of Medical Sciences, Bathinda (Punjab) have been maintained on the basis of Accrual basis of Accounting.

**2. Inventory Valuation**

The Inventory of the Institute i.e. stores & spares consumables . has been valued at cost price. The costs have been worked out on the First in First Out (FIFO) method.

**3. Fixed Assets**

3.1. Fixed Assets are stated at historical cost of acquisition inclusive of inward freight, duties and taxes and incidental expenses relating to acquisition. In respect of projects involving construction, related pre-operational expenses (including interest on loans for specific project prior to its completion), form part of the value of the assets capitalized.



3.2. Fixed assets received by way of non-monetary grants (other than towards the Corpus Fund), are capitalized at values stated, by corresponding credit to Capital Reserve.

#### 4. Depreciation


4.1. The depreciation has been provided in the books of accounts as per the W.D.V. method and rates specified are as per the Income Tax Act, 1961.

4.2. In respect of addition/deletion of assets during the year, are charged on half of the rate, where the addition/deletion is less than six months and full rate of depreciation is charged, where the period exceeded six months.

Place: Bathinda

Date: 29.06.2021.

  
(Leena Kumari)  
Accounts Officer

  
(Kumar Abhay, IAAS)  
Financial Advisor

  
(Prof. Dr. D K Singh)  
Executive Director





## CONTINGENT LIABILITIES &amp; NOTES OF ACCOUNTS

## SCHEDULE - 25

ALL INDIA INSTITUTE OF MEDICAL SCIENCES BATHINDA  
SCHEDULE FORMING PART OF BALANCE SHEET AS AT 31.03.2021

ALL INDIA INSTITUTE OF MEDICAL SCIENCES, BATHINDA

SCHEDULE FORMING PART OF BALANCE SHEET AS AT 31.03.2021

SCHEDULE - 8: FIXED ASSETS												
Description	Gross Block					Depreciation					Net Block	
	Cost/valuation As at beginning of the year	Additions during the year	Deletion during the year	Cost valuation at the Year-end	%	As at the beginning of the year	On addition during the year	On Deductions During the year	Total up to the year end	As at the current year end	As at the previous year end	
<b>A. Fixed Assets (GIA)</b>												
1. Land	1.00	-	-	1.00	-	-	-	-	-	1.00	1.00	
2. BUILDINGS	-	-	-	-	-	-	-	-	-	-	-	
3. HOSPITAL EQUIPMENT	-	10.70.336.00	-	10.70.336.00	15.00	-	80.275.00	-	80.275.00	9.90.061.00	-	
4. FURNITURE FIXTURES	29.254.00	1.02.22.693.00	-	1.02.51.977.00	10.00	1.465.00	5.13.917.00	-	5.15.382.00	97.36.555.00	27.829.00	
5. Office Equipment	-	12.480.00	-	1.34.035.00	15.00	-	10.989.00	-	10.989.00	1.23.046.00	-	
6. Computer Peripherals	-	-	-	8.48.895.00	40.00	-	1.69.779.00	-	1.69.779.00	6.79.117.00	-	
<b>TOTAL OF CURRENT YEAR</b>	<b>29.295.00</b>	<b>12.490.00</b>	<b>1.22.63.460.00</b>	<b>1.23.05.245.00</b>	<b>80.00</b>	<b>1.465.00</b>	<b>7.74.960.00</b>	<b>-</b>	<b>7.76.425.00</b>	<b>1.15.29.920.00</b>	<b>27.930.00</b>	
<b>B. Fixed Assets (HTES)</b>												
1. Computer Peripherals	-	42.62.881.00	-	42.62.881.00	40.00	-	22.38.012.13	-	22.38.012.13	20.24.868.88	-	
1. HOSPITAL EQUIPMENT (Life Saving)	-	42.77.393.70	-	42.77.393.70	40.00	-	22.45.631.21	-	22.45.631.21	20.31.762.49	-	
1. HOSPITAL EQUIPMENT (Life Saving)	-	18.55.260.00	82.97.162.00	1.01.52.442.00	40.00	-	24.01.540.00	-	24.01.540.00	77.50.902.00	-	
1. HOSPITAL EQUIPMENT	5.34.92.028.41	22.88.21.956.00	7.84.36.521.00	34.82.88.133.71	15.00	40.11.901.00	4.76.28.049.00	2.94.155.73	5.13.45.794.23	29.59.42.339.49	4.94.80.107.41	
<b>TOTAL OF CURRENT YEAR</b>	<b>5.34.92.008.41</b>	<b>23.92.17.480.70</b>	<b>8.67.33.703.00</b>	<b>1.24.62.351.70</b>	<b>-</b>	<b>40.11.901.00</b>	<b>5.45.13.232.34</b>	<b>2.94.155.73</b>	<b>5.82.30.977.56</b>	<b>30.57.49.872.85</b>	<b>4.94.80.107.41</b>	
<b>C. Fixed Assets (GA SAP)</b>												
1. EQUIPMENT	-	-	-	-	15.00	-	-	-	-	-	-	
<b>TOTAL OF CURRENT YEAR</b>	<b>-</b>	<b>-</b>	<b>-</b>	<b>-</b>	<b>15.00</b>	<b>-</b>	<b>-</b>	<b>-</b>	<b>-</b>	<b>-</b>	<b>-</b>	
<b>Previous Year</b>												
<b>CAPITAL WORK-IN-PROGRESS</b>	<b>3.37.97.96.036.33</b>	<b>1104.00.486.05</b>		<b>6.08.43.00.532.35</b>					<b>5.08.43.00.532.35</b>	<b>33.97.960.30</b>		
<b>Total</b>	<b>3.43.33.17.338.71</b>	<b>1.94.37.34.476.75</b>	<b>9.89.97.163.00</b>	<b>1.24.62.351.70</b>		<b>40.13.366.00</b>	<b>5.52.88.192.34</b>	<b>2.94.155.73</b>	<b>5.90.07.402.36</b>	<b>5.40.45.79.225.20</b>	<b>3.42.93.03.973.71</b>	

**7. Current Assets, Loans And Advances**

Current assets, loan and advances has been stated in the balance sheet on actual transaction basis.

**8. Contributory Provident Fund Account (New Pension Scheme)**

Refer OM No. 1(13)/EV/2001 dated 13<sup>th</sup> Nov 2003, Institute is covered under New pension Scheme (NPS). Accordingly, Institute is under the registration process of Pr. A.O./DDO no. for regular deposition of employer and employee contribution.

**9. Secured Loans & Borrowings-**

A term loan of Rs. 525 Cr. sanctioned by HEFA vide reference no. SAN/AlIMS/Bathinda/246/2018-19, In this regard an agreement was signed on dated 20/11/2018 between HEFA and AlIMS Bathinda.

(In Cr.)

Financial Year	Fund disbursed to HITES	Principal Paid	Interest
2018-19	98.91	-	1.17
2019-20	229.48	52.50	13.78
2020-21	94.22	52.50	26.21

**10. Retirement and Other employee's Benefits**

The liability for leave encashment and gratuity has not been provided.

**11. Capital Fund (Donation etc)**

During the financial year 2020-21, Rs. 16,29,742/- has been received as donation.

**12. Foreign Currency Transactions**

During the year Institute has not entered into any foreign currency transaction.



**13. Fixed Assets**

The Assets for establishment of AIIMS Bathinda Project funded by MoHFW & HEFA have been considered for capitalization only as per records made available.

Buildings are not capitalized during the current year as Institute does not have engineering staff.

14. The Government of Punjab has allotted 175 acres and the same has been shown in Fixed Assets (Schedule-3) at nominal value of Rs. 1.00 while creating Capital Reserve Fund (Schedule-2(1)).

15. Schedule 1 to 25 are annexed to and form an integral part of the Balance Sheet as at 31.03.2021 and the Income and Expenditure Account for the year ended on that date.

16. Financial Statement and schedules has been compiled as per Uniform Format of Accounts for Central Autonomous Bodies and other AIIMS like Institutes and audit observations during the last FY 19-20 have been incorporated in this FY 20-21.

Place: Bathinda

Date: 29.06.2021

  
(Leena Kumari)  
Accounts Officer

  
(Kumar Abhay, IAAS)  
Financial Advisor

  
(Prof. Dr. D K Singh)  
Executive Director







*Speed Post*  
भारतीय लेखापरीक्षा तथा लेखा विभाग  
कार्यालय महानिदेशक लेखापरीक्षा (केन्द्रीय), चण्डीगढ़  
Indian Audit & Accounts Department  
Office of The Director General of Audit (Central),  
Chandigarh



सं/No: डी.जी.ए.सी.के. व्यय/SAR AIIMS Btd 2020-21/2021-22/ 2435

दि०/Dated: 16.02.2022

सेवा मे,

सचिव,  
Ministry of Health & Family Welfare,  
Government of India,  
Nirman Bhawan,  
New Delhi - 110001

विषय: All India Institute of Medical Sciences (AIIMS), Bathinda (Punjab) के वर्ष 2020-21 के लेखाओं पर पृथक लेखापरीक्षा प्रतिवेदन

महोदय,

कृपया All India Institute of Medical Sciences (AIIMS), Bathinda (Punjab) के वर्ष 2020-21 के लेखाओं पर पृथक लेखापरीक्षा प्रतिवेदन (Separate Audit Report) संसद के दोनों सदनों के समक्ष प्रस्तुत करने हेतु संलग्न पायें। संसद में प्रस्तुत होने तक प्रतिवेदन को गोपनीय रखा जाए।

संसद में प्रस्तुत करने के उपरांत प्रतिवेदन की पांच प्रतियाँ इस कार्यालय को भी भेज दी जाएँ।

कृपया इस पत्र की पावती भेजें।

संलग्न: उपरोक्त अनुसार

भवदीय,

— हस्ता —

महानिदेशक

✓ उपरोक्त की प्रतिलिपी वर्ष 2020-21 की पृथक लेखापरीक्षा प्रतिवेदन की प्रति सहित आवश्यक कार्यवाही हेतु Executive Director, All India Institute of Medical Sciences (AIIMS) Bathinda, Jodhpur Romana, Mandi Dabwali Road, Bathinda, Punjab - 151001 को प्रेषित की जाती है।

भवदीय,

*[Signature]*

निदेशक (केन्द्रीय व्यय)



Separate Audit Report of the Comptroller & Auditor General of India on the Accounts of the All India Institute of Medical Sciences (AIIMS), Bathinda, Punjab for the year ended 31 March 2021

We have audited the Balance Sheet of All India Institute of Medical Sciences, Bathinda, Punjab as on 31st March 2021, Income and Expenditure Account and Receipts and Payments Account for the year ended on that date under Section 19(2) of the Comptroller and Auditor General's (Duties, Power and Conditions of Service) Act, 1971 read with Section 18(2) of the All India Institute of Medical Sciences (AIIMS) Act, 1956.

2. This Separate Audit Report contains the comments of the Comptroller & Auditor General of India (CAG) on the accounting treatment only with regard to classification, conformity with the best accounting practices, accounting standards and disclosure norms, etc. Audit observations on financial transactions with regard to compliance with the Law, Rules & Regulations (Propriety and Regularity) and efficiency-cum-performance aspects, etc., if any, are reported through Inspection Reports/ CAG's Audit Reports separately.

3. We have conducted our audit in accordance with auditing standards generally accepted in India. These standards require that we plan and perform the audit to obtain reasonable assurance about whether the financial statements are free from material misstatements. An audit includes examining, on a test basis, evidences supporting the amounts and disclosure in the financial statements. An audit also includes assessing the accounting principles used and significant estimates made by management, as well as evaluating the overall presentation of financial statements. We believe that our audit provides a reasonable basis for our opinion.

4. Based on our audit, we report that:

- i) We have obtained all the information and explanations, which to the best of our knowledge and belief were necessary for the purpose of our audit;
- ii) The Balance Sheet and Income and Expenditure Account/Receipts and Payments Account dealt with by this Report have been drawn up in the Uniform format prescribed by the Ministry of Finance, Government of India;
- iii) In our opinion, proper books of accounts and other relevant records have been maintained by the All-India Institute of Medical Sciences, Bathinda, Punjab in so far as it appears from our examination of such books.

iv) We further report that:

**A. Balance Sheet**

**A.1 Fixed Assets (Schedule 8): ₹ 540.46 crore**

**A.1.1 Buildings: Nil**

Above does not include Buildings of ₹ 135.39 crore which had been handed over to the



Institute in December 2019. This has resulted in understatement of Buildings by ₹ 115.90 crore and depreciation by ₹ 19.49 crore and overstatement of Capital Work-in-Progress by ₹ 135.39 crore.

**A.1.2 Fixed Assets (HITES): ₹ 30.87 crore**

Above includes additions in Hospital Equipment of ₹ 32.17 crore during 2020-21. However, as per the records of Central Store of the Institute, additions in Equipment of ₹ 33.77 crore were made during the year. Short capitalizing of Equipment has resulted in overstatement of Current Assets, Loans & Advances by ₹ 1.60 crore, understatement of Fixed Assets by ₹ 0.96 crore and depreciation by ₹ 0.64 crore.

**A.2 Current Assets, Loans, Advances, etc. (Schedule 11)**

**Capital Advances: ₹ 142.65 crore**

**A.2.1 Advances on Capital Account-HITES Limited-Equipment: ₹ 73.06 crore**

Above includes Hospital Equipment of ₹ 4.43 crore which had been received but could not be installed during the year 2020-21. These should have been booked under Capital Work-in-Progress. This has resulted in overstatement of Current Assets, Loans, Advances as well as understatement of Capital Work-in-Progress by ₹ 4.43 crore.

**A.2.2** Above does not include interest income of ₹10.50 crore earned on advances given to HITES<sup>1</sup> for construction work and supply of equipment. This has resulted in understatement of Current Assets, Loans, Advances as well as Current Liabilities by ₹ 10.50 crore. The copy of agreement with HITES was not shown to Audit.

**B. General**

**B.1 Net Impact of Audit Comments**

Net impact of audit comments on the Annual Accounts of the Institute for the year ending March 2021 are as follows:

- (i) Assets are overstated by ₹ 9.63 crore;
- (ii) Liabilities are understated by ₹ 10.50 crore and;
- (iii) Capital/Corpus is overstated by ₹ 20.13 crore and deficit for the year is understated by ₹ 13.41 crore.

**B.2** The Institute has not disclosed whether land is freehold or leasehold, in contravention to the Uniform Format of Accounts prescribed for Autonomous Bodies.

**B.3** The Institute has not disclosed the policy regarding accounting treatment of HEFA loan and Assets acquired and financed through HEFA Loan.

**B.4** The provision of retirement benefit was not made as per AS 15.

---

<sup>1</sup>as per expenditure statement of HITES



### **C. Grants-in-Aid**

The Grant received during the year was ₹ 116.20 crore, opening balance of unutilized grant was ₹ 28.20 crore, out of total available fund of ₹ 144.40 crore ₹ 102.33 crore were utilized. The unutilized grant was ₹ 42.07 crore as on 31.03.2021.

(i) The Institute has adjusted previous deficit of ₹ 1.25 crore from Grant-in-aid General OH 31 in Schedule 3. However, authorization/regularization of the same from the Government was not made available.

(ii) The Institute had negative balance of ₹ 14.10 crore under the Head OH 36 Salary. The same needs to be regularized from the Government or may be met from the internal resources of the Institute.

### **D. Management letter**

Deficiencies which have not been included in the Audit report have been brought to the notice of the Institute's management through a management letter issued separately for remedial/corrective action.

v) Subject to our observations in the preceding paragraphs, we report that the Balance Sheet, Income and Expenditure Account and Receipts and Payments Account dealt with by this report are in agreement with the books of accounts.

vi) In our opinion and to the best of our information and according to the explanations given to us, the said financial statements read together with the Accounting Policies and Notes on Accounts, and other significant matters stated above and other matters mentioned in Annexure to this Audit Report give a true and fair view in conformity with accounting principles generally accepted in India:

- a. In so far as it relates to the Balance Sheet, of the state of affairs of the All India Institute of Medical Sciences, Bathinda, Punjab as at 31<sup>st</sup> March 2021; and
- b. In so far as it relates to Income & Expenditure Account, of the surplus/deficit for the year ended on that date.

For and on behalf of the C & AG of India

*hi*

**Director General of Audit  
(Central), Chandigarh**

**Place: Chandigarh**

**Date: 16/2/22**



## **Annexure to Separate Audit Report**

**1. Adequacy of Internal Audit System**

The Institute has not appointed any Internal Audit Officer. Hence, Internal Audit was not conducted.

**2. Adequacy of Internal Control System**

Internal Control System is considered inadequate as: -

- (i) Accounting manual was not prepared.
- (ii) Delay in conducting Physical verification.
- (iii) Fixed Assets Register was not maintained.

**3. System of Physical Verification of Fixed Assets**


Physical verification of fixed assets was not conducted.

**4. System of Physical Verification of Inventories**

Physical verification of inventories was not conducted.

**5. Regularity in Payment of Statutory Dues**

As per books of Accounts, the Institute was regular in depositing statutory dues.

  
Director



सुशील कुमार ठाकुर, आई.ए.ए.एस.  
Sushil Kumar Thakur, IAAS



महानिदेशक लेखापरीक्षा (केन्द्रीय), चण्डीगढ़  
DIRECTOR GENERAL OF AUDIT (CENTRAL),  
CHANDIGARH

Dated: 16.02.2022

Dear Prof. Singh,

As you are aware, the audit of annual accounts of your Institute for the year ended 31 March 2021 was conducted and audit comments in respect of the same have been reported through the Separate Audit Report. However, certain deficiencies noticed which have not been included in the Separate Audit Report but nevertheless are significant (as detailed in the annexure) are being brought to your attention for remedial action.

You are requested to take corrective measures in this regard.

Warm regards

Yours sincerely,

hi

Prof. Dinesh Kumar Singh,  
Executive Director,  
All India Institute of Medical Sciences,  
Bathinda (Punjab)



## Annexure to the management letter

### A. Income and Expenditure Account

Administrative Expenses (Schedule 21): ₹ 5.65 crore

Outsourced Manpower: ₹ 1.87 crore

Above does not include ₹ 7.96 lakh on account of security bill for the month of April 2020 which had not been paid during 2020-21. This has resulted in understatement of Administrative Expenses as well as Current Liabilities and Provisions by ₹ 7.96 lakh.

### B. General

**B.1** As per expenditure statement (Construction works) of HITES, an expenditure (Additions) of ₹ 89.09 lakh was incurred during the year. However, work wise details of expenditure of ₹ 89.09 crore was not provided to audit.


**B.2** The Institute did not provide details as well as related records of expenditure amounting to ₹ 47.06 lakh booked as 'Expenditure incurred by PGIMER' under Administrative Expenses (Schedule 21). Thus, audit could not ascertain/verify the expenditure of ₹ 47.06 lakh.

**B.3** The Institute had purchased computers & Peripherals and Hospital Equipment (Life Saving) during 2019-20 and over-charged depreciation during 2020-21 as detailed below:

(Amount in ₹)

Sl. No.	Asset	Net written Down Value on 31-3-21 after charging Depreciation shown in Accounts	Net written Down Value on 31-3-21 after charging Depreciation that should have been shown in Accounts	Understatement of Fixed Assets
1	Computers & Peripherals	2024866	2046182	21316
2	Hospital Equipment	2031762	2053148	21386
	Total	4056628	4099330	42702

This has resulted in overstatement of Depreciation and understatement of Fixed Assets by ₹ 0.43 lakh.

  
Director



# ANNUAL REPORT 2020-21

